

Institut für Pflanzenschutzforschung
der Akademie
der Landwirtschaftswissenschaften der DDR zu Berlin
Bereich Eberswalde
Abteilung Taxonomie der Insekten (ehem. DEI)
Eberswalde (DDR)

Naturhistorisches Museum
der Benediktiner-Abtei Admont
Admont (Österreich)


GÜNTER MORGE¹


Dipteren-Farbtafeln
nach den bisher nicht veröffentlichten
Original-Handzeichnungen MEIGENS:
„JOHANN WILHELM MEIGEN:
Abbildung der europaeischen zweiflügeligen Insecten,
nach der Natur“


Pars II².
Farbtafeln LXXXI—CLX

¹ Wissenschaftlicher Abteilungsleiter der Abteilung Taxonomie der Insekten des Institutes für Pflanzenschutzforschung (BZA) der Akademie der Landwirtschaftswissenschaften der DDR zu Berlin, Bereich Eberswalde (DDR), und Kustos der Naturwissenschaftlichen Sammlungen und des Naturhistorischen Museums der Benediktiner-Abtei Admont (Österreich).


² Pars I: Beitr. Ent. 25, 383—500; 1975. (Jener erste Teil beinhaltet: Vorwort des Herausgebers — Faksimiles von Original-Legenden und -Index: „Erklärung der Fig.“ und „Alphabetisches Verzeichniss der Gattungen und Arten“ — Farbtafeln I bis LXXX.)









PIR
NU
J.N.




PIE
NII
N






LXXXVIII.





DIPT.
MUSC.
M. N.














ENTOMOLOGISCHES MUSEUM


XCIV.




























































































PI. 110
N














CLIX.


















PIST
MII
V. M.






CXXXVII













CALF













CALV













CALIX.

















CLVI.

