

## In memory of Professor Dr Werner Mohrig (\*17 December 1937 – †26 April 2019)

With 12 figures and 1 table

FRANK MENZEL<sup>1</sup>, FRANK HENNICKE<sup>2</sup>, TINA E. TRENCZEK<sup>3</sup>, DOREEN WERNER<sup>4</sup> and HELGE KAMPEN<sup>5</sup>

<sup>1</sup> Senckenberg Deutsches Entomologisches Institut, Eberswalder Straße 90, 15374 Müncheberg, Germany. – frank.menzel@senckenberg.de

<sup>2</sup> Naturpark 'Flusslandschaft Peenetal', Peeneblick 1, 17391 Stolpe, Germany. – frank.hennicke@lung.mv-regierung.de

<sup>3</sup> Justus-Liebig-Universität Gießen, Allgemeine Zoologie und Entwicklungsbiologie, Zelluläre Erkennungs- und Abwehrmechanismen, Stephanstraße 24, 35390 Gießen, Germany. – tina.e.trenczek@allzool.bio.uni-giessen.de

<sup>4</sup> Leibniz-Zentrum für Agrarlandschaftsforschung (ZALF) e.V., Programmbereich 2, AG Biodiversität aquatischer und semiaquatischer Landschaftselemente, Eberswalder Straße 84, 15374 Müncheberg, Germany. – doreen.werner@zalf.de

<sup>5</sup> Friedrich-Loeffler-Institut, Bundesforschungsinstitut für Tiergesundheit, Südufer 10, 17493 Greifswald – Insel Riems, Germany. – helge.kampen@fli.de

Published on 2019–12–23

DOI: 10.21248/contrib.entomol.69.2.355-390




Fig. 1: Professor Dr rer. nat. habil. WERNER MOHRIG in 2010. Photo: E. KAUSCHKE.

## Abstract

The German zoologist WERNER MOHRIG died on the 26th April 2019, at the age of 81, in Gießen (Hesse). As professor of general zoology he taught at the Zoological Institute and Museum of the Ernst Moritz Arndt University in Greifswald. In this capacity, Professor Dr MOHRIG was responsible for the education and training of many young dipterists and immunobiologists. Among entomologists, he is known worldwide for his extensive taxonomic and systematic studies on the lower Diptera (Cecidomyiidae, Culicidae, Sciaridae). In addition to a biographical sketch of his life, this paper lists his 201 scientific papers on entomology and immunology, as well as anthropological and demographic topics. The final part is a list of taxa described by WERNER MOHRIG, in which 3 preoccupied names are replaced and 15 species names are newly combined with a different genus.

## Key words

WERNER MOHRIG, obituary, biography, publications, immunology, entomology, systematics, Cecidomyiidae, Culicidae, Sciaridae, described taxa, new names, new combinations

## Zusammenfassung

Der deutsche Zoologe WERNER MOHRIG verstarb im Alter von 81 Jahren am 26. April 2019 in Gießen (Hessen). Als Professor für Allgemeine Zoologie lehrte er am Zoologischen Institut und Museum der Ernst-Moritz-Arndt-Universität in Greifswald. In dieser Zeit erwarb sich Professor Dr. MOHRIG vor allem bei der Ausbildung und Förderung des dipterologischen und immunbiologischen Nachwuchses große Verdienste. Bei den Entomologen ist er vor allem durch seine umfangreichen taxonomisch-systematischen Studien über die niederen Diptera (Cecidomyiidae, Culicidae, Sciaridae) weltweit bekannt. Die vorliegende Arbeit gibt neben dem biographischen Abriss seines Lebens eine Publikationsliste, die 201 wissenschaftliche Arbeiten aus der Entomologie und Immunologie sowie zu anthropologischen und demographischen Problemen zusammenfasst. Den Abschluss bildet eine Liste der von WERNER MOHRIG beschriebenen Taxa, in der 3 präokkupierte Namen ersetzt und 15 Arten in eine andere Gattung kombiniert werden.

## Schlüsselwörter

WERNER MOHRIG, Nachruf, Biographie, Publikationen, Immunologie, Entomologie, Systematik, Cecidomyiidae, Culicidae, Sciaridae, beschriebene Taxa, neue Namen, Neukombinationen

After a long illness, Professor Dr WERNER MOHRIG passed away at the age of 81 years on April 26, 2019 in Gießen (Hesse). Thanks to his scientific commitment, we can today enjoy 201 publications with more than 4,790 printed pages, of which 44 contributions belong in the field of comparative immunology (1967–2007), 142 in the field of entomology (1963–2019) and 15 in the fields of evolutionary biology, anthropology and demography (1970–1988). Every dipterist who has worked on mosquitoes (Culicidae), wood midges (Cecidomyiidae: Lestremiinae) or black fungus gnats (Sciaridae), will know WERNER MOHRIG at least by his name. In his publications, he mainly dealt with the diversity, morphology, ecology and systematics of these little-known families of lower Diptera. Professor MOHRIG gained a high international reputation through his contributions to the wing-reduced Diptera in the litter layer, the descriptive papers on new sciarid and cecidomyiid species and his revisions of the fossil black fungus gnats in Dominican, Baltic and Saxon amber. As a specialist for the Sciaridae, WERNER MOHRIG and his co-authors often prepared quite voluminous faunal works, revisions and handbook contributions, in which they described numerous genera,

subgenera and species. His taxonomic-systematic work on the identification and classification of the Sciaridae are groundbreaking and include almost all biogeographic regions. In addition to immunology and entomology, WERNER MOHRIG was fascinated by still other scientific disciplines. Among others, he was interested in ancient and early history, and published several popular scientific books, such as “Wieviel Menschen trägt die Erde? [How many human beings can the Earth support?]” (1976), “Wie kam der Mensch zur Familie? [How did the human family develop?]” (1980) and “Böse wie Tiere? [Bad as beasts?]” (1984).

For scientific and educational institutions, National Parks, planning offices and companies, which dealt with questions relevant to ecology, landscape design and nature protection, WERNER MOHRIG was always a competent consultant. Countless expert reports on diploma theses and dissertations, and for renowned specialist journals document his enormous knowledge. At the Ernst Moritz Arndt University Greifswald Professor Dr MOHRIG taught many students how to work scientifically (Fig. 5), and supported scientists and lay researchers regarding their specialist profiling (Figs 10, 11), thus acting in an

outstanding way as a promoter of entomology. Many former students owe him their well-founded zoological education, far-reaching entomological knowledge and a perspective as a biologist or a biology teacher. The diploma and dissertation theses supervised by him still testify to his passion and the high degree of responsibility he invested in the education and support of young scientists. Quite a few of his graduates are proud of having passed through the high quality 'MOHRIG-school' and of having accompanied him during a part of his journey through life. They esteem WERNER MOHRIG not only as an outstanding scientist and teacher but also for his human qualities.

According to various reference books, the Germanic name WERNER means something like 'the well-fortified', 'the defender' or 'the warrior fighting back'. One may conclude that someone bearing this name is a person that takes care of himself, his family and his friends, and knows how to defend himself. In this regard, WERNER MOHRIG lived up to his name. He was reasonable and tolerant only when it did not contradict his distinct sense of justice. This trait, coupled with insistence, and his never ceasing engagement sometimes brought him trouble, but rendered him a very special person as a scientist, university teacher, mentor and friend. Often, he stimulated students and colleagues to question things and put them into correct perspective, to critically reflect on themselves and to think and behave responsibly and independently, thus eliciting the development of a unique value-awareness. As an uncomfortable, virtually rebellious free-spirit, WERNER MOHRIG was equally ill-reputed among his opponents and popular among his students, close colleagues and friends. For many, he was an upright rock in the waves that never sank, and that you could hold on to when you needed help. Honest, open-minded, imaginative, targeted, pragmatic, innovative – some more of his characteristics which fascinated the young and the old, magically attracted them and shaped them for the rest of their lives.

WERNER MOHRIG had a sheltered childhood and an eventful life. We will commemorate him as an empathic family man, attentive observer, competent conversational partner, gifted university teacher and outstanding scientist. He passed the baton – certainly a bit too soon – to the next generation of scientists. WERNER MOHRIG has left behind a huge gap in his family, among his close friends and his professional colleagues. He will be greatly missed.

### The stages of a fulfilled life

In 1936, WERNER's parents, the electrician KARL MOHRIG from Kehmstedt and his wife MARTHA MOHRIG (née RINK) from Ebeleben, moved into a house in Südstraße in Ebeleben (Thuringia, today in the Kyffhäuserkreis). WERNER MOHRIG was born there a year later, on the 17th of December 1937. He attended the primary school in Ebeleben from 1944 to 1952 and in 1956 finished

secondary school in Sonderhausen with the general qualification for university entrance. WERNER MOHRIG had developed an enthusiasm for nature quite early in his lifetime and had been interested in insects since his childhood. Consequently, he began his studies in biology in 1956 at the Ernst Moritz Arndt University in Greifswald (EMAU). Already in the 1950s and 1960s, the discipline of entomology had become established as a research and teaching focus at the University of Greifswald. WERNER's old passion led to a specialization in zoology during his studies, in particular towards entomological research.

At that time, the head of the Zoological Institute of the University of Greifswald, Professor Dr ROLF KEILBACH (Fig. 6), who was well established in the German Entomological Society and the Biological Society of the former GDR, had a decisive influence on WERNER MOHRIG's further professional development. It was KEILBACH's explicit objective to individually educate and support interested students and to form them into a group of scientists, who later became successful entomologists in the fields of veterinary medicine, crop protection, taxonomy and ecology of insects. Among them were MOHRIG's later colleagues HUBERT SCHUMANN, GERD MÜLLER-MOTZFELD, BODO VON BROEN and BENJAMIN MESSNER, just to mention a few.

The talented biology student passed his final examinations in botany, zoology and entomology with the grade 'very good'. In July 1961, WERNER MOHRIG graduated with the topic "Faunistisch-ökologische Untersuchungen an Culiciden der Umgebung Greifswalds mit besonderen Hinweisen auf die Lästlinge am Menschen [Faunistic-ecological studies on culicids of the Greifswald area with special reference to human pests]". From 1961 to 1965, he worked as a scientific assistant at the Zoological Institute of the Ernst Moritz Arndt University and deepened his knowledge of the taxonomy, systematics and ecology of Central European mosquitoes. From 1961 to 1963, he also held a partial assistant post at the Lomonossov State University in Moscow, where he continued his dipterological studies. In Moscow, he became acquainted with the internationally renowned dipterists Professor Dr NINA P. KRIVOSHEINA and Professor Dr BORIS M. MAMAEV. Since that time, WERNER MOHRIG remained a close friend of the two Russian specialists, and from 1970 to 1992 they cooperated fruitfully and developed a lively publication activity. Back in Greifswald, WERNER MOHRIG received his doctorate ('Doctor rerum naturalium') in 1966 with a 'magna cum laude' with the topic "Die Culiciden Deutschlands – ein Beitrag zur Taxonomie, Biologie und Ökologie der einheimischen Stechmücken-Arten [The culicids of Germany – a contribution to the taxonomy, biology and ecology of native mosquito species]".

For his habilitation, WERNER MOHRIG later chose a physiological topic, which was to determine his future work at the Zoological Institute and Museum of the University of Greifswald. In 1970, Dr MOHRIG habilitated together with Dr MESSNER on "Die Immunität der Insekten [The immunity of insects]", a thesis on the lysozyme problem.





Fig. 2: WERNER MOHRIG in 1978, selecting bacterial strains in slant culture tubes. Photo: EMAU (estate of W. MOHRIG). – Fig. 3: WERNER MOHRIG and CHRISTINE PUTZAR (technical assistant) in 1978 adjusting injection volumes in a laboratory of the Zoological Institute of the University of Greifswald. Photo: EMAU (estate of W. MOHRIG).



Fig. 4: The young lecturer WERNER MOHRIG in 1979 during a picnic in the countryside. Photo: Unknown (estate of W. MOHRIG). – Fig. 5: WERNER MOHRIG teaching the practical course in zoology for diploma students (teaching degree) in 1987 in the course room of the Zoological Institute of the University of Greifswald in Bachstraße 11/12. Photo: EMAU (estate of W. MOHRIG).

Only the university reform carried out in 1969 in the GDR slowed down WERNER MOHRIG's professional development, which had been straightforward and successful until then. The university management and the party leadership decided to change his sphere of activity from September 1970. WERNER was appointed assistant to the chancellor of the Ernst Moritz Arndt University of Greifswald for a period of five years, during which he held the

office of Secretary of the Scientific Council. Twenty years later, after the political change in the GDR, this activity was also to be fateful in his professional life. After this scientific lean period, WERNER MOHRIG returned to the Zoological Institute in 1974. He turned again to research (Figs 2, 3), took up teaching duties as a full lecturer in 1975 and was appointed full professor of general zoology in September 1980. Besides 'General Zoology' he taught






Fig. 6: Prof. Dr. WERNER MOHRIG congratulates Prof. Dr. ROLF KEILBACH on 90th birthday in June 1998 in the Zoological Institute of the University of Greifswald. Photo: EMAU (estate of W. Mohrig). – Fig. 7: Three renowned zoologists, who have always been closely associated with the DEI, at the festive colloquium ‘120 years of the German Entomological Institute’ in June 2006. In conversation, from left to right: Prof. Dr. WERNER MOHRIG (Poseritz), Prof. Dr. ULRICH SEDLAG (Eberswalde) and Prof. Dr. BERNHARD KLAUSNITZER (Dresden). Photo: F. MENZEL.




Fig. 8: WERNER MOHRIG collecting Diptera in Zimbabwe, Southeast Africa, in 2000. Photo: E. KAUSCHKE. – Fig. 9: WERNER MOHRIG identifying black fungus gnats (Sciaridae) from New Zealand in Puddemin (Rügen) in the summer of 2013. Photo: F. MENZEL.

‘Anthropology’ as well as ‘Functional Morphology and Anatomy of Animals and Humans’, gave an ‘Introduction to Immunology’ and read on ‘Humans and Biosphere’. Among the students, his field-biological excursions and his zoological practical courses (basic practical course zoology and histology) were very popular (Fig. 5). In this phase of his work, from 1974 to 1992, Professor MOHRIG was extremely successful as a university lecturer

and scientist. At that time, he established the ‘Comparative Immunology’ working group and – in parallel – continued his studies on Palearctic wood midges (Cecidomyiidae: Lestremiinae) and black fungus gnats (Sciaridae). After Professor Dr LOTHAR KÄMPFE’s retirement, Professor Dr MOHRIG was appointed Director of the Zoological Institute and Museum of the Ernst Moritz Arndt University Greifswald on April 1, 1990. During

the difficult time after the fall of the Berlin Wall and the German reunification, he was in charge of extensive expansion and reconstruction measures at the former building of the Zoological Institute in Johann-Sebastian-Bach-Straße 11/12 and pushed ahead with the modernization of the scientific and technical laboratory equipment. Unfortunately, the political turning point in the GDR in 1989/90 – after a hopeful initial phase – also brought with it a negative result of the university reform of 1969. Since then, attempts had been made in loose but constant succession to discipline or somehow get rid of this contentious and unmanageable troublemaker, who was almost dangerous for one's own comfort – and that independently of the social system. The opportunity was seized. Professor MOHRIG lost his position as the head of the institute and had to leave Greifswald University. Of course, WERNER MOHRIG fought for his rights, as he always did. But this time, in contrast to GDR times, it brought him nothing that the accusations made against him did not hold up in court and years later had to be withdrawn. Neither the numerous letters of protest from renowned scientists at home and abroad, nor the vigils of the students altered much at that time. These events are still unique in the history of the Zoological Institute.

As a result, WERNER MOHRIG worked as a freelance biologist from 1992 until his retirement in 2003. As a well-read, broadly-based scientist and gifted speaker who knew how to inspire his audience, he was a sought-after lecturer and course leader in adult education with a biological focus in the federal states of Brandenburg and Mecklenburg-Western Pomerania. In addition, WERNER MOHRIG was involved as an expert in various projects dealing primarily with landscape and nature conservation, the restoration of bogs and polders, the renaturation of post-mining landscapes or the assessment of pests in settlement areas.

Since 1993, Professor MOHRIG was a freelancer at the Deutsches Entomologisches Institut (DEI), which was based in Eberswalde until 2004 and is now located in Müncheberg – renamed Senckenberg Deutsches Entomologisches Institut (SDEI) in 2009. Here he was a welcome dipterist (Fig. 7), who worked closely with FRANK MENZEL in Sciaridae research for over 25 years and participated in international workshops on the taxonomy and systematics of black fungus gnats (Fig. 10). Also during this period (2001), WERNER's move to Puddemin on the island of Rügen (today a part of the municipality of Poseritz in the district of Western Pomerania-Rügen) took place, after he had lived in the hanseatic city of Greifswald first in Brinkstraße and from 1997 on in Bahnhofstraße. Some of his companions can still remember the strenuous removals today, because of the incredible weight of WERNER's very large library, many handwritten documents, and especially the extensive slide collection of lower Diptera.

Until the end of his life, WERNER MOHRIG was incredibly productive in Puddemin – later also partly in Gießen, where his wife ELLEN KAUSCHKE works. As a pensioner, he now jumped at the opportunity to work full-time on

the gnats, particularly the sciarids. First, the long unpublished studies on the sciarid fauna of Dominican amber were completed (2004). In addition, after the extensive revision of MENZEL & MOHRIG (2000), he turned away from the relatively well known Palaearctic black fungus gnats and devoted himself to the almost unknown sciarid faunas of the Australasian, Nearctic and Neotropical realms. Finally, WERNER was able to fully and completely plunge into the sciarid samples he had brought back from his travels in Australia (2000), Costa Rica (1996), the USA (1996, 1997, 2001) and Zimbabwe (2000) (Fig. 8). Between 2016 and 2019, WERNER MOHRIG, together with ELLEN KAUSCHKE and ADAM BROADLEY (Fig. 11), published tirelessly on the black fungus gnats of North America and Australia. Although WERNER was still able to scientifically evaluate much material from the same or other regions of the earth, he was no longer able to completely put the results on paper. In the end, however, he had largely achieved his life goal of obtaining as complete an overview as possible of Sciaridae diversity on Earth. Despite his long illness – about which he spoke little, but which increasingly limited him in his work – he left behind an unbelievable scientific fundus to posterity. Professor MOHRIG has undoubtedly done impressive work, earning himself a prominent place in the history of the sciences he has purposefully advanced with his trend-setting ideas and groundbreaking studies. His reward is a piece of immortality – be it as a gifted discoverer, a much quoted author, or through his presence in the hearts of those who have been trained by him to become outstanding scientists and seasoned teachers.

### WERNER MOHRIG, a pioneer in comparative immunology

Besides his tremendous activity in entomology, WERNER MOHRIG was also interested in other fields of zoology, and biology in general. He had an excellent sense of floating ideas and subjects becoming of high interest. Based on the findings of MALKE (1964, 1965) and MESSNER (1966), he picked up the subject “lysozyme” and analyzed it with a solid comparative investigation, qualitatively and quantitatively. After two short reports in 1967 (MOHRIG & MESSNER 1967a, 1967b), he and MESSNER published “Immunreaktionen bei Insekten, I – Lysozym als grundlegender antibakterieller Faktor im humoralen Abwehrgeschehen der Insekten [Immune reactions in insects, I – Lysozyme as a basic antibacterial factor in the humoral defense mechanisms of insects]” (MOHRIG & MESSNER 1968a) and “Immunreaktionen bei Insekten, II – Lysozym als mikrobielles Agens im Darmtrakt von Insekten [Immune reactions in insects, II – Lysozyme as a microbial agent in the digestive tract of insects]” (MOHRIG & MESSNER 1968b). When reading these two classic publications today, half a century later, knowing now so many molecular details of the insect immune system, one can only be astonished how they, when interpreting



the lysozyme results, already covered many aspects of the complex physiology and ecology of an insect and its microbiological environment [see also DILLON & DILLON (2004)], facts that have been sometimes neglected in papers published during the following years.

WERNER MOHRIG and BENJAMIN MESSNER not only documented the presence of lysozyme in various insect species, but they also showed clearly for the first time that an infection, as well as wounding, and injection of non-microbial components very quickly increase the lysozyme activity in insects. They interpreted protective immunity in insects after a first bacterial infection correctly (the bacteria of a challenge infection are already confronted with the still present immunologically active component produced by the first infection), and also explained the possible basis of passive immunity in insects to be the antibacterial activity in the transferred hemolymph. In addition, they mentioned the possibility of lysozyme being an opsonin, a hypothesis that still awaits a clear experimental proof. Besides their documentation of lysozyme and its distribution within the digestive tract of insects (MOHRIG & MESSNER 1967b), MOHRIG and MESSNER discussed the influence of other insect-borne factors in the gut that may contribute to the survival of insects. And as we know today, also important in controlling the gut microbiota of insects are, for example, radical oxygen species (ROS), various antimicrobial peptides and peptidoglycan-binding proteins with amidase activity (BUCHON et al. 2013). However, complexity in the ecology of the insect gut and its influence on defense reactions, a research field that has become popular during recent years, was recognized by MOHRIG and MESSNER as well – fifty years ago. They already discussed how factors such as oxygen shortage, pH-levels, digestive secretions, antimicrobial components of the food, and the mutual influence of bacteria on each other may contribute to a complex network within the digestive tract of insects and account for important differences, in particular for pathogenicity, between insects and humans. However, they also

assumed that some principal components of the insect immune system may (functionally) be the same or similar to those of the immune system of human beings.

As a zoologist and scientist drawing conclusions from comparative studies, MOHRIG followed in METCHNIKOW's footsteps as a comparative and applied immunologist. In addition to lysozyme activity and function, he, his coworkers and students also investigated cellular immune reactions, in particular the phagocytic activity of insect blood cells (hemocytes) [MOHRIG et al. (1970), MOHRIG & SCHITTEK (1979), and subsequent publications] and immune systems of other animals such as nematodes (HANSCHKE et al. 1969), molluscs (MESSNER & MOHRIG 1969), guinea pigs (LEIPE et al. 1983) and earthworms (MOHRIG et al. 1984, 1998) [overview in KAUSCHKE & MOHRIG (1987)]. He was open to accept differences in the defense reactions of the different animal taxa, and after detecting new immunologically relevant molecules, he and his coworkers moved on to investigations of cytotoxic, hemolytic, proteolytic and agglutinating molecules of earthworms (KAUSCHKE & MOHRIG 1987, KAUSCHKE et al. 2007) [overview in SALZET et al. (2006)]. In addition, MOHRIG's practical orientation resulted in publications in which he pointed out how to use knowledge of the insect defense systems for applied entomology and insect pest management (MESSNER & MOHRIG 1968, MOHRIG & MESSNER 1968c).

WERNER MOHRIG was receptive not only to new developments in science, but also to changes in daily life, and of course he made use of the chances these presented. In 1989, when the wall in Berlin fell, he straightaway got in touch with the group at the Free University Berlin working on insect immune systems. MOHRIG, being a generous host, who liked stories and lively discussions, invited the group to the Biological Station Hiddensee of the University of Greifswald. The participants will never forget those few brainstorming days, with high scientific reflections. At the same time, MOHRIG started a fruitful collaboration on earthworm immunity with the laboratories of E. L. COOPER at the University of California (USA)





Fig. 10: MITSUAKI SUTOU (Tokyo) and WERNER MOHRIG in discussion during the '1st Sciaridae Workshop', held at the German Entomological Institute in Eberswalde in February 2003. Photo: F. MENZEL. – Fig. 11: ADAM BROADLEY (Melbourne) and WERNER MOHRIG identifying Australian Sciaridae in Puddemin (Rügen), late June 2017. Photo: E. KAUSCHKE.

and of M. BILEJ at the Institute of Microbiology of the Czech Academy of Sciences (CZE).

MOHRIG always carefully and knowledgeably screened recent and historic literature. He was respectful to other researcher's contributions, never forgetting to refer to all authors who had given him hints and ideas. He precisely reflected on complex matters, i.e. he never forgot to discuss an organism in the interplay of its complex environment. Consequently, he also discussed aspects of the evolution of invertebrate immunity (MESSNER & MOHRIG 1970a, MOHRIG et al. 1986) and successful principles in innate immunity that had developed before the adaptive immune system evolved (MESSNER & MOHRIG 1970b, MOHRIG et al. 1986, KAUSCHKE & MOHRIG 2003).

Professor MOHRIG was an enthusiastic zoologist who was deeply interested in insects and how they interacted with other living organisms. He was a person who took up and subsequently followed up new ideas independently of contemporary history. WERNER MOHRIG was also a person who, by encouraging discussions, stimulated coworkers and students to develop and take up novelties, an attribute that will be missed today in the community of invertebrate immunologists.

### WERNER MOHRIG, a second life for the diversity of gnats

WERNER MOHRIG was fascinated by the practical orientation of the entomological disciplines in teaching and research which had been of vital importance in the 1960s. Consequently, from 1963 to 1972 he was dedicated to medical entomology (particularly the family Culicidae); only later (from 1970 onwards), he rather focused on the diversity, taxonomy and systematics of the families Cecidomyiidae and Sciaridae.

During his studies, MOHRIG had been inspired by the works of renowned entomologists such as E. MARTINI and F. W. EDWARDS. Their studies on the Palaeartic Culicidae eventually caused WERNER MOHRIG to meticulously study the European mosquitoes, particularly the systematic-taxonomic aspects of this dipteran group. Persistently, he tried to link his work in this period to necessities in human and animal health and concentrated on the culicid genus *Culex* and the *Anopheles maculipennis* complex. However, he was also concerned with the species-rich genus *Aedes*.

During his biological-ecological mosquito research, MOHRIG performed highly valuable work, resulting, for example, in a monography on the "Die Culicidae Deutschlands [The Culicidae of Germany]" (MOHRIG 1969), which represents an outstanding taxonomic contribution on the Central European fauna and is still widely used. His classification of culicid species, the description of their developmental stages and, above all, the expansion of knowledge on biological and ecological peculiarities of many species have made his work invaluable. MOHRIG's excellent power of observation and skills

in precisely describing and depicting species as well as his knowledge of their breeding habitats facilitated the systematic assignment of species and ecological groups. Until today, his results are milestones in mosquito research and mosquito control and his scientific contributions must be considered a continuation of the works by MARTINI (1931), PEUS (1933), NATVIG (1948), KRAMÁŘ (1958), and MIHÁLYI & SZTANKAYNÉ-GULYÁS (1963). WERNER MOHRIG remained closely connected to his 'first love', the family Culicidae, for the rest of his life, as mirrored by his numerous publications, scientific talks and expert reports, as well as by press releases or radio and TV reports.

From 1966 to 1970, after finishing his studies of the Central European Culicidae and in parallel to his immunological research, WERNER MOHRIG slowly turned towards the poorly investigated brachypterous Diptera in the litter layer and intensified his systematic-taxonomic studies of the Palaeartic black fungus gnats. Mainly during that period, two publication series on the taxonomy of the Sciaroidea were produced in collaboration with NINA KRIVOSHEINA und BORIS MAMAEV: "Zur Kenntnis flügelreduzierter Dipteren der Bodenstreu [Information on wing-reduced Diptera in the ground-litter]" (10 parts between 1969 and 1980) and "Beiträge zur Kenntnis der Trauermücken der Sowjetunion [Contributions to the knowledge of the black fungus gnats of the Soviet Union]" (15 parts between 1982 and 1990).

Inspired by the Russian Lestremiinae specialist BORIS MAMAEV, between 1967 and 1975 WERNER MOHRIG described several brachypterous forms of wood midges which had been found in Germany, Denmark and Turkmenistan. Concurrently, in working on the taxonomy of Central European black fungus gnats from ground litter, he continued the tradition of the German sciarid specialist FRANZ LENGERSDORF, while also repeatedly studying black fungus gnats from German caves. MOHRIG broke new ground with the identification and classification of Sciarids from the former Soviet republics, which Russian scientists (mostly N. P. KRIVOSHEINA and B. M. MAMAEV) collected mainly in near-natural forests of Siberia and the Far East, but also in the tundra, in steppes and deserts. In this initial phase, he also had lively correspondence with the two most important sciarid researchers of that time, RISTO T. TUOMIKOSKI (1911–1989) from Helsinki and PAUL FREEMAN (1916–2010) from London, and borrowed the first types for comparison on which his studies on the Palaeartic fauna were based. In 1985 WERNER MOHRIG visited the Zoological Research Museum Alexander Koenig in Bonn, where he gained an overview of the type-rich LENGERSDORF Collection.

A short time later, after the first research visits of Dr HEIKKI HIPPA to Greifswald, an intensive exchange of experience and material developed with the Finnish colleague and his later pupil PEKKA VILKAMAA (both Helsinki). Through this cooperation WERNER MOHRIG gained direct access to specimens of North European species described by K. RICHARD H. FREY (1886–1965)



und RISTO T. TUOMIKOSKI, which from 1989 he revised with FRANK MENZEL (MENZEL & MOHRIG 2000). Between 2003 and 2015 several important revisions resulted from the collaboration with HEIKKI HIPPA (later professor in Stockholm) and Dr PEKKA VILKAMAA (later curator of Diptera in Helsinki). After the fall of the Berlin wall and the newly won freedom of travel, WERNER was also able to make several visits to Professor HIPPA in the Swedish Museum of Natural History in Stockholm. He used these study visits mainly to get an overview of the Oriental fauna, particularly of Myanmar. However, because of the astoundingly high species diversity and mostly inaccessible type specimens, the Oriental realm would remain the only zoogeographic region in which WERNER left hardly any traces, apart from a small contribution on the fauna of Taiwan.

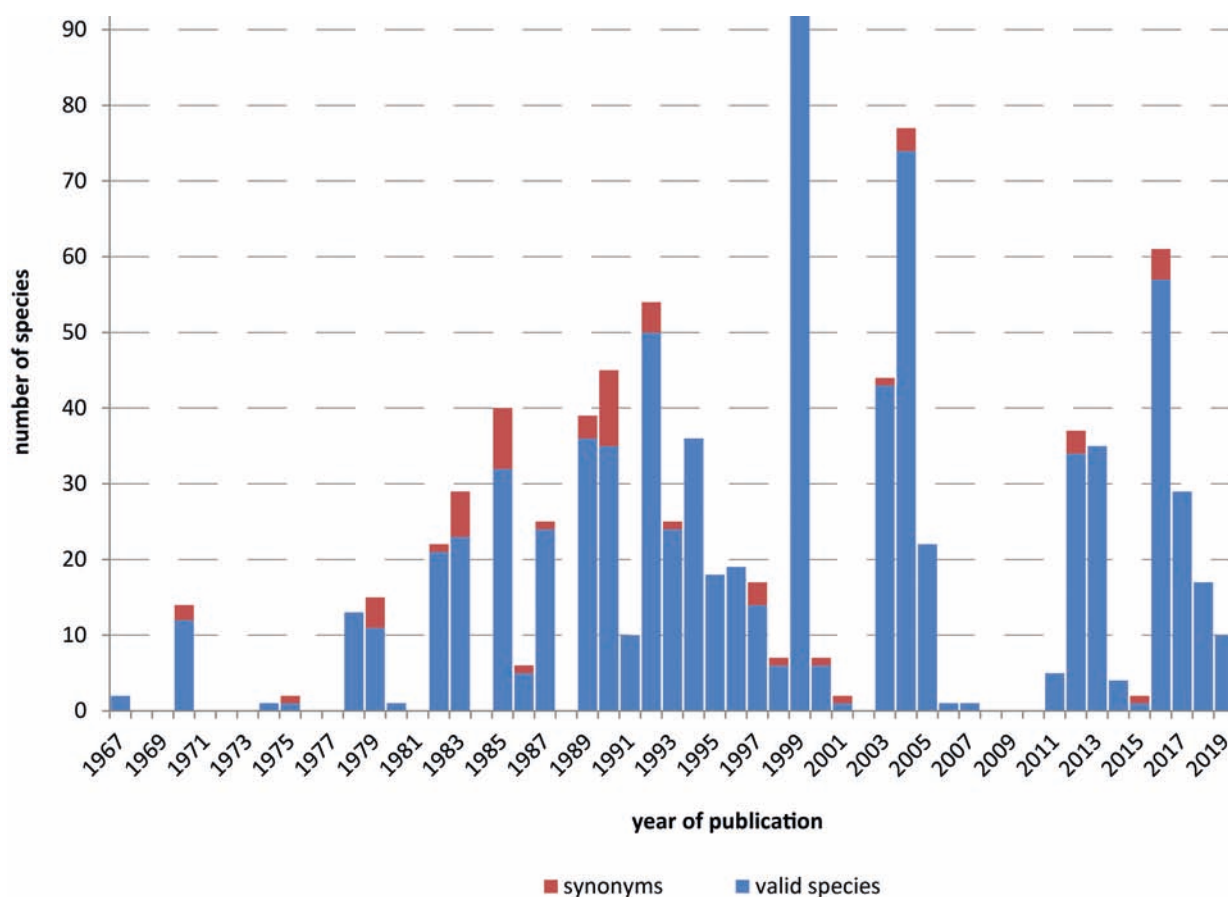
Among the former Greifswald students who were trained as dipterists and lastingly influenced by WERNER MOHRIG are Dr MATHIAS JASCHHOF (Färjestaden; Cecidomyiidae),

Dr FRANK MENZEL (Müncheberg; Sciaridae), Dr FRANK RÖSCHMANN (Berlin; Sciaridae) and BJÖRN RULIK (Bonn; Sciaridae, Mycetophilidae s. l.). Under WERNER’s professional supervision, some internationally highly acclaimed dissertations and groundbreaking revisions in the taxonomy and systematics of the Sciaroidea were written (JASCHHOF 1997, 1998; MENZEL 1999, 2000; MENZEL & MOHRIG 2000; RÖSCHMANN 1994, 1997; MOHRIG & RÖSCHMANN 1994; RÖSCHMANN & MOHRIG 1994, 1995). Furthermore, KAI HELLER (Heikendorf) and ADAM BROADLEY (Melbourne) (Fig.11) must also be mentioned here. Under WERNER’s tutelage they became outstanding Sciaridae specialists. All of them were friends of WERNER MOHRIG, remaining in life-long contact with him, and beyond the scientific collaboration with MOHRIG they are enormously productive researchers on their groups of the superfamily Sciaroidea.

If one reads the extensive list of his publications carefully, it is soon apparent that WERNER MOHRIG has colla-

**Table 1:** The number of taxa described by WERNER MOHRIG and co-authors between 1967 and 2019 (cut-off date: December 1, 2019).

Dipteran family	new genera and subgenera	of which synonyms	new species	of which synonyms
Cecidomyiidae	1	1	5	1
Sciaridae	34	4	888	61
<b>Sum</b>	<b>35</b>	<b>5</b>	<b>893</b>	<b>62</b>



**Fig. 12:** The number of species described by WERNER MOHRIG between 1967 and 2019 (Diptera) – a comparison of valid species and subsequently discovered synonyms. Diagram: A. KÖHLER.

borated with numerous co-authors, especially in the field of Sciaridae systematics, and has continually encouraged them to publish. For this reason it is impossible to name individually all those who have contributed with their publications and collected material to a better knowledge of the Sciaridae. The 'private collection MOHRIG' in Poseritz/Rügen (PWMP), with approximately 35,000 permanent preparations (mounting medium: Canada balsam) is currently one of the most individual-rich in the world and – along with the British Museum of Natural History in London – contains the greatest number of type specimens. The sciarid material comes from many parts of the world; but above all from Azerbaijan, Australia, Austria, Belarus, Bulgaria, Canada, Costa Rica, Dominican Republic, Germany, Greece, Ecuador, France, Greece, Honduras, Hungary, Italy, Japan, Kazakhstan, Kyrgyzstan, Latvia, Lithuania, Mongolia, Morocco, Nepal, New Caledonia, New Zealand, North Korea, Norway, Papua New Guinea, Puerto Rico, Russia, Slovakia, Sweden, Switzerland, Tajikistan, Turkey, Turkmenistan, Spain, Ukraine, USA and Uzbekistan.

WERNER MOHRIG himself has collected sciarids mainly in Australia, Costa Rica, Germany, France, Italy, Spain (Canary Islands only), the USA and Zimbabwe. Up to the end of 2019, Professor MOHRIG and his co-authors described 928 taxa (Table 1, Fig. 12), of which a mere 67 names (7,2 %) had subsequently to be placed in synonymy. If one considers that until the revision of MENZEL & MOHRIG (2000) not even the Palaearctic Sciaridae species described up to then had been sufficiently revised, this is a remarkably low 'error rate'. In recognition of his outstanding scientific achievements, one genus, one subgenus and three species have so far been named after WERNER MOHRIG.

## Taxa named after WERNER MOHRIG

### CECIDOMYIIDAE

*Campylomyza mohrigi* JASCHHOF, 2009 – PAL; described in JASCHHOF & JASCHHOF (2009): *Studia dipterologica Supplement* **18**: 107–109; fig. 34 A–C.

### SCIARIDAE

*Mohriga* KOÇAK & HÜSEYİNOĞLU, 2008 – NEO; new name for the preoccupied subgenus name *Obscura* MOHRIG, 2003 [not *Obscura* WAGNER, 1897 (Mollusca)] in *Miscellaneous Papers* **143**: 2.

*Mohrigia* MENZEL, 1995 – ORI/PAL; described in MENZEL & MARTENS (1995): *Studia dipterologica* **2** (1): 101.

*Pseudolycoriella wernermohrigi* KÖHLER, 2019 – AUS; described in *Zootaxa* **4707** (1): 7 and 56; 52, fig. 50; 64, fig. 61.

*Xylosciara (Xylosciara) mohrigi* HIPPA & VILKAMAA, 2004 – NEA; described in *Acta Zoologica Fennica* **214**: 6, 11 and 38; 9, fig. 3 A; 10, fig. 4 D–E.

*Zygoneura (Zygoneura) mohrigi* MAMAIEV, 1985 – PAL; described in *Vestnik Zoologii* **1985** (3): 29; 26, fig. 9.

## The scientific publications of WERNER MOHRIG

**Remarks:** The publications are listed chronologically and the authors alphabetically within a publication year (cut-off date: December 1, 2019). Some papers on Diptera that have already been submitted, and manuscripts that will be completed by various co-authors in the next few years, have not been included. The list of publications is separated into the three larger subject areas in which WERNER MOHRIG was active.

### Entomology (1963–2019)

MOHRIG, W. 1963: Erstnachweis von *Culex (Barraudius) modestus* FILCALBI, 1890 in Deutschland (Diptera, Culicidae). – *Deutsche Entomologische Zeitschrift (Neue Folge)* **10** (3–5): 331–334; Berlin.

MOHRIG, W. 1964: Faunistisch-ökologische Untersuchungen an Culiciden der Umgebung von Greifswald. – *Deutsche Entomologische Zeitschrift (Neue Folge)* **11** (4–5): 327–352; Berlin.

MOHRIG, W. 1965: Ergänzungen zur Culiciden-Fauna der Umgebung von Greifswald. – *Deutsche Entomologische Zeitschrift (Neue Folge)* **12** (4–5): 325–328; Berlin.

MOHRIG, W. 1965: Infrasubspezifische Formen von *Triphleba antricola* SCHMITZ, 1918 (Diptera/Phoridae) aus den Naturhöhlen des Harzes. – *Deutsche Entomologische Zeitschrift (Neue Folge)* **12** (4–5): 341–345; Berlin.

MOHRIG, W. 1965: Die Stechmücke *Aedes vexans*. – *Merkblätter über angewandte Parasitenkunde und Schädlingsbekämpfung, Merkblatt Nr. 10*. – *Angewandte Parasitologie (Beilage)* **6** (2): 1–12; Jena.

VON BROEN, B. & MOHRIG, W. 1965: Zur Frage der Winteraktivität von Dipteren in der Bodenstreu. – *Deutsche Entomologische Zeitschrift (Neue Folge)* **12** (4–5): 303–310; Berlin.

MOHRIG, W. 1967: Beitrag zur Ökologie und Verbreitung brachypterer Dipteren in norddeutschen Biotopen. – *Deutsche Entomologische Zeitschrift (Neue Folge)* **14** (1–2): 169–184; Berlin.

MOHRIG, W. 1967: Die taxonomische Bedeutung der Struktur weiblicher Genitalien im Culiciden-Tribus Aedini. – *Angewandte Parasitologie* **8** (2): 67–100; Jena.

MOHRIG, W. 1967: Die taxonomische Bedeutung der Struktur der weiblichen Genitalien im Tribus Aedini (Diptera, Culicidae). – *Wiadomości Parazytologiczne* **13** (4–5): 563–564; Gdańsk.

MOHRIG, W. 1967: Zwei neue brachyptere Arten der Gattung *Aprionus* KIEFFER (Diptera, Lestremiinae). – *Deutsche Entomologische Zeitschrift (Neue Folge)* **14** (5): 453–459; Berlin.

MOHRIG, W.; MESSNER, B.; MORITZ, M. & VON BROEN, B. 1968: Beiträge zur Arthropodenfauna aus Großhöhlen des Harzes und des Kyffhäusers. III. Coleoptera. –

- Deutsche Entomologische Zeitschrift (Neue Folge) **15** (1–3): 1–8; Berlin.
- MOHRIG, W.; VON BROEN, B.; MESSNER, B. & MORITZ, M. 1968: Beiträge zur Arthropodenfauna aus Großhöhlen des Harzes und des Kyffhäusers. II. Diptera. – Deutsche Entomologische Zeitschrift (Neue Folge) **15** (4–5): 367–387; Berlin.
- MOHRIG, W. 1969: Die Culiciden Deutschlands. Untersuchungen zur Taxonomie, Biologie und Ökologie der einheimischen Stechmücken. – Parasitologische Schriftenreihe **18**: 260 pp.; Jena: Gustav Fischer Verlag.
- MOHRIG, W. 1969: Zur Kenntnis flügelreduzierter Dipteren der Bodenstreu. – I. Beitrag. – Wissenschaftliche Zeitschrift der Ernst-Moritz-Arndt-Universität Greifswald (mathematisch-naturwissenschaftliche Reihe) **18** (1–2): 53–59, Greifswald.
- SCHUSTER, W. & MOHRIG, W. 1969: Ist *Culiseta glaphyoptera* (SCHINER) 1864 wirklich eine Kaltwasserform? (Diptera, Culicidae). – Deutsche Entomologische Zeitschrift (Neue Folge) **16** (4–5): 395–397; Berlin.
- VON BROEN, B.; MESSNER, B.; MOHRIG, W. & MORITZ, M. 1969: Beiträge zur Arthropodenfauna aus Großhöhlen des Harzes und des Kyffhäusers. IV. Araneae und Diplopoda. – Mitteilungen aus dem Zoologischen Museum in Berlin **45** (1): 179–186; Berlin.
- MOHRIG, W. 1970: Zur Kenntnis flügelreduzierter Dipteren der Bodenstreu. III. Beitrag: Gattung *Parapnyxia*, *Lengersdorfia*, *Epidapus* (Sciaridae) und *Monardia* (Cecidomyiidae). – Zoologischer Anzeiger **185** (1–2): 132–140; Leipzig.
- MOHRIG, W. 1970: Zur Kenntnis flügelreduzierter Dipteren der Bodenstreu. IV. Beitrag: Gattung *Caenosciara* (Sciaridae). – Zoologischer Anzeiger **185** (1–2): 140–151; Leipzig.
- MOHRIG, W. & MAMAEV, B. 1970: Neue flügelreduzierte Dipteren der Familien Sciaridae und Cecidomyiidae. – Deutsche Entomologische Zeitschrift (Neue Folge) **17** (4–5): 315–336; Berlin.
- MOHRIG, W. & MAMAEV, B. 1970: Zur Kenntnis flügelreduzierter Dipteren der Bodenstreu. II. Beitrag: Gattung *Bradysia*, *Corynoptera*, *Lycoriella* und *Trichosia* (Sciaridae). – Zoologischer Anzeiger **184** (5–6): 349–359; Leipzig.
- MORITZ, M.; VON BROEN, B.; MESSNER, B. & MOHRIG, W. 1971: Beiträge zur Arthropodenfauna aus Großhöhlen des Harzes und des Kyffhäusers. V. Oribatei (Acarina). – Deutsche Entomologische Zeitschrift (Neue Folge) **18** (1–3): 133–144; Berlin.
- SCHUSTER, W. & MOHRIG, W. 1971: Stechmücken und ihre Bekämpfung im DDR-Bezirk Magdeburg. – Angewandte Parasitologie **12** (1): 11–19; Jena.
- SCHUSTER, W. & MOHRIG, W. 1972: Stechmücken in Salzwässern des DDR-Bezirks Magdeburg. – Angewandte Parasitologie **13** (1): 20–23; Jena.
- MOHRIG, W. & MAMAEV, B. 1974: Zur Kenntnis flügelreduzierter Dipteren der Bodenstreu. V. Beitrag: Sciaridae (Gattung *Plastosciara* und *Pnyxiopsis*). – Zoologischer Anzeiger **193** (3–4): 269–275; Jena.
- MAMAEV, B. & MOHRIG, W. 1975: Zur Kenntnis flügelreduzierter Dipteren der Bodenstreu. VI. Beitrag: Gattungen *Microcordylomia*, *Aprionus* und *Trisopsis* (Cecidomyiidae). – Zoologischer Anzeiger **194** (1–2): 125–132; Jena.
- MOHRIG, W.; MAMAEV, B. & MATILE, L. 1975: Zur Kenntnis flügelreduzierter Dipteren der Bodenstreu. VII. Beitrag: Gattung *Hesperinus* (Diptera, Hesperinidae). – Zoologischer Anzeiger **194** (5–6): 339–344; Jena.
- MOHRIG, W. 1978: Zur Kenntnis flügelreduzierter Dipteren der Bodenstreu. IX. Beitrag: Gattungen *Corynoptera*, *Bradysia* und *Plastosciara* (Sciaridae). – Zoologischer Anzeiger **201** (5–6): 424–432; Jena.
- MOHRIG, W. & ANTONOVA, E. B. 1978: Neue paläarktische Sciariden (Diptera). – Zoologische Jahrbücher, Abteilung für Systematik, Ökologie und Geographie der Tiere **105**: 537–547; Jena.
- MOHRIG, W. & MAMAEV, B. 1978: Zur Kenntnis flügelreduzierter Dipteren der Bodenstreu. VIII. Beitrag: Gattung *Pnyxia*, *Pnyxiopsis* und *Lycoriella* (Sciaridae). – Zoologischer Anzeiger **201** (1–2): 129–135; Jena.
- MOHRIG, W.; SCHUSTER, R. & THALER, K. 1978: Flügelreduzierte Trauermücken (Fam. Sciaridae, Diptera) der Bodenstreu aus Österreich. – Carinthia II **88** (168): 393–402; Klagenfurt.
- MOHRIG, W. & GROTH, U. 1979: Sammeln, Züchten, Präparieren und Abbilden von Insekten. 9. Alkoholischer Kanadabalsam – ein zuverlässiges Einbettungsmittel für schwachsklerotisierte Arthropoden. – Entomologische Nachrichten **1979** (3): 44–45; Leipzig.
- MOHRIG, W.; MAMAEV, B. & KRIVOSHEINA, N. 1979: Neue Arten holzverwertender Sciariden (Diptera) aus der UdSSR. – Zoologische Jahrbücher, Abteilung für Systematik, Ökologie und Geographie der Tiere **106** (4): 572–588; Jena.
- MOHRIG, W.; MAMAEV, B. & SPUNGIS, W. 1980: Zur Kenntnis flügelreduzierter Dipteren der Bodenstreu. X. Beitrag: Cecidomyiidae (Gattung *Chastomera*, *Micropteromyia*), Sciaridae (Gattung *Plastosciara*). – Zoologische Jahrbücher, Abteilung für Systematik, Ökologie und Geographie der Tiere **107** (1): 148–153; Jena.
- MOHRIG, W. 1981: Über das Verschwinden von *Culex modestus* im Küstenbezirk. – Entomologische Nachrichten **25** (2–3): 37–38; Dresden.
- MOHRIG, W.; KRIVOSHEINA, N. & MAMAEV, B. 1982: Beiträge zur Kenntnis der Trauermücken (Diptera, Sciaridae) der Sowjetunion. Teil II: Neue Sciariden aus Süd-Primorje. – Zoologische Jahrbücher, Abteilung für Systematik, Ökologie und Geographie der Tiere **109** (2): 170–187; Jena.
- MOHRIG, W.; MAMAEV, B. & KRIVOSHEINA, N. 1982: Beiträge zur Kenntnis der Trauermücken (Diptera, Sciaridae) der Sowjetunion. Teil I. Die Sciaridenfauna der Kurileninsel Kunaschir. – Zoologische Jahrbücher, Abteilung für Systematik, Ökologie und Geographie der Tiere **109** (1): 145–155; Jena.



- MOHRIG, W. & THALER, K. 1982: Drei weitere flügelreduzierte Trauermücken (Diptera, Sciaridae) aus Österreich. – Mitteilungen der Schweizerischen Entomologischen Gesellschaft **55** (3–4): 307–312; Zürich.
- MESSNER, B.; MOHRIG, W.; MORITZ, M. & VON BROEN, B. 1982: Ergebnisse zoologischer Untersuchungen in Großhöhlen des Harzes und des Kyffhäusers [Anlage zum Festkolloquium 50 Jahre organisierte Höhlenforschung im Harz, 17.–19. November 1978, Bad Frankenhausen - Teil II]. – Die Grotte **5** (1): 1–8; Erfurt.
- MOHRIG, W.; KRIVOSHEINA, N. & MAMAEV, B. 1983: Beiträge zur Kenntnis der Trauermücken der Sowjetunion (Diptera, Sciaridae). Teil III. Neue Sciariden aus dem Gebiet Chabarovsk. – Zoologische Jahrbücher, Abteilung für Systematik, Ökologie und Geographie der Tiere **110** (1): 1–10; Jena.
- MOHRIG, W.; KRIVOSHEINA, N. & MAMAEV, B. 1983: Beiträge zur Kenntnis der Trauermücken der Sowjetunion (Diptera, Sciaridae). Teil IV. Neue Sciariden aus der Tundra von Süd-Jamal und Taimyr. – Zoologische Jahrbücher, Abteilung für Systematik, Ökologie und Geographie der Tiere **110** (1): 11–16; Jena.
- MOHRIG, W.; KRIVOSHEINA, N. & MAMAEV, B. 1983: Beiträge zur Kenntnis der Trauermücken der Sowjetunion (Diptera, Sciaridae). Teil VI. Neue Sciariden aus dem Kaukasus. – Zoologische Jahrbücher, Abteilung für Systematik, Ökologie und Geographie der Tiere **110** (2): 157–164; Jena.
- MOHRIG, W.; MAMAEV, B. & KRIVOSHEINA, N. 1983: Beiträge zur Kenntnis der Trauermücken der Sowjetunion (Diptera, Sciaridae). Teil V. Sciariden aus Mittelasien. – Zoologische Jahrbücher, Abteilung für Systematik, Ökologie und Geographie der Tiere **110** (2): 141–155; Jena.
- MOHRIG, W. 1985: Neue Trauermücken aus den Ostalpen (Insecta: Diptera, Sciaridae). – Berichte des naturwissenschaftlich-medizinischen Vereins Innsbruck **72**: 231–240; Innsbruck.
- MOHRIG, W.; KRIVOSHEINA, N. & MAMAEV, B. 1985: Beiträge zur Kenntnis der Trauermücken der Sowjetunion (Diptera, Sciaridae). Teil VII: Neue Arten aus dem Amur-Gebiet. – Zoologische Jahrbücher, Abteilung für Systematik, Ökologie und Geographie der Tiere **112** (2): 249–260; Jena.
- MOHRIG, W.; KRIVOSHEINA, N. & MAMAEV, B. 1985: Beiträge zur Kenntnis der Trauermücken der Sowjetunion (Diptera, Sciaridae). Teil VIII: Neue Arten aus europäischen Gebieten. – Zoologische Jahrbücher, Abteilung für Systematik, Ökologie und Geographie der Tiere **112** (3): 299–310; Jena.
- MOHRIG, W.; MAMAEV, B. & KRIVOSHEINA, N. 1985: Beiträge zur Kenntnis der Trauermücken der Sowjetunion (Diptera, Sciaridae). Teil IX. Neue Arten aus der Tundra nördlich des Polarkreises. – Zoologische Jahrbücher, Abteilung für Systematik, Ökologie und Geographie der Tiere **112** (4): 429–434; Jena.
- MOHRIG, W.; KRIVOSHEINA, N. & MAMAEV, B. 1986: Beiträge zur Kenntnis der Trauermücken der Sowjetunion (Diptera, Sciaridae). Teil X. Neue Arten aus asiatischen Gebieten unter besonderer Berücksichtigung der Sciaridenfauna von Gorno-Altai. – Zoologische Jahrbücher, Abteilung für Systematik, Ökologie und Geographie der Tiere **113**: 29–35; Jena.
- KRIVOSHEINA, N. P. & MORIG, W. K. [= MOHRIG, W.] 1986: Dvukrylye sem. Sciaridae (Diptera) evropejskoy chasti SSSR [Sciaridae (Diptera) of the European part of the USSR]. – Entomologicheskoe Obozrenie **65** (1): 153–163; Leningrad [in Russian].
- MOHRIG, W.; MAMAEV, B. & KRIVOSHEINA, N. 1987: Beiträge zur Kenntnis der Trauermücken der Sowjetunion (Diptera, Sciaridae). Teil XI. Neue Arten aus der zentral-asiatischen autonomen Sowjetrepublik Tuwa. – Zoologische Jahrbücher, Abteilung für Systematik, Ökologie und Geographie der Tiere **114** (1): 91–104; Jena.
- MOHRIG, W. & MARTENS, J. 1987: Sciaridae aus dem Nepal-Himalaya (Insecta: Diptera). – Courier Forschungsinstitut Senckenberg **93**: 481–490; Frankfurt am Main.
- KRIVOSHEINA, N. P., ZAITZEV, A. I. & MOHRIG, W. K. [= MOHRIG, W.] 1987: K biologii dvukrylykh detritniz (Diptera, Sciaridae) [To the biology of the two-winged detritus (Diptera, Sciaridae)]. – Pp. 6–24. – In: PRAVDIN, F. N. (ed.): Ekologiya i morfologiya nasekomykh - obitatelei gribnykh substratov [Ecology and morphology of insects - inhabitants of fungal substrates]. 118 pp.; Moskva: Nauka [in Russian].
- MOHRIG, W.; KRIVOSHEINA, N. & MAMAEV, B. 1989: Beiträge zur Kenntnis der Trauermücken der Sowjetunion (Diptera, Sciaridae). Teil XII: Gattung *Bradysia*, Serie 1. – Zoologische Jahrbücher, Abteilung für Systematik, Ökologie und Geographie der Tiere **116** (4): 411–425; Jena.
- MOHRIG, W.; KRIVOSHEINA, N. & MAMAEV, B. 1989: Beiträge zur Kenntnis der Trauermücken der Sowjetunion (Diptera, Sciaridae). Teil XIII: Gattung *Bradysia*, Serie 2. – Zoologische Jahrbücher, Abteilung für Systematik, Ökologie und Geographie der Tiere **116** (4): 427–445; Jena.
- MOHRIG, W.; KRIVOSHEINA, N. & MAMAEV, B. 1990: Beiträge zur Kenntnis der Trauermücken (Diptera, Sciaridae) der Sowjetunion. Teil XIV: Gattungen *Plastosciara*, *Lycoriella* und *Scatopsiara*. – Zoologische Jahrbücher, Abteilung für Systematik, Ökologie und Geographie der Tiere **117** (1): 11–21; Jena.
- MOHRIG, W.; KRIVOSHEINA, N. & MAMAEV, B. 1990: Beiträge zur Kenntnis der Trauermücken (Diptera, Sciaridae) der Sowjetunion. Teil XV. Gattungen *Sciara*, *Trichosia*, *Chaetosciara*, *Pharetratula*, *Parapnyxia*, *Epidapus* und *Caenosciara*. – Zoologische Jahrbücher,

- Abteilung für Systematik, Ökologie und Geographie der Tiere **117** (2): 219–236; Jena.
- MENZEL, F.; MOHRIG, W. & GROTH, I. 1990: Beiträge zur Insektenfauna der DDR: Diptera - Sciaridae. – Beiträge zur Entomologie **40** (2): 301–400, Berlin.
- MENZEL, F. & MOHRIG, W. 1991: Revision der durch FRANZ LENGERSDORF bearbeiteten Sciaridae (Diptera, Nematocera) von Taiwan. – Beiträge zur Entomologie **41** (1): 9–26; Berlin.
- MENZEL, F. & MOHRIG, W. 1991: Ergebnisse der Albanien-Expedition 1961 des Deutschen Entomologischen Institutes. 101. Beitrag. Diptera: Sciaridae. – Beiträge zur Entomologie **41** (2): 389–400; Berlin.
- MENZEL, F. & MOHRIG, W. 1991: Beiträge zur Faunistik und Ökologie des Naturschutzgebietes „Apfelstädter Ried“, Kreis Erfurt-Land. Teil VI - Diptera: Sciaridae. – Veröffentlichungen des Naturkundemuseums Erfurt **10**: 27–45; Erfurt.
- MOHRIG, W. & DIMITROVA, B. 1992: Neue Arten der Gattung *Corynoptera* WINNERTZ aus Bulgarien (Insecta, Diptera: Sciaridae). – Reichenbachia **29** (2): 177–185; Dresden.
- MOHRIG, W.; DIMITROVA, B. & MAMAIEV, B. 1992: Beitrag zur Trauermücken-Fauna Bulgariens (Dipt., Sciaridae). – Entomologische Nachrichten und Berichte **36** (3): 197–201; Dresden.
- MOHRIG, W. & ECKERT, R. 1992: Trauermücken aus Naturhöhlen des Harzes, Deutschland (Insecta, Diptera, Sciaridae). – Mitteilungen aus dem Zoologischen Museum in Berlin **68** (2): 295–298; Berlin.
- MOHRIG, W. & FROESE, A. 1992: *Corynoptera ignorata*, spec. nov., eine neue Trauermücke aus der *Corynoptera parvula*-Gruppe (Diptera, Sciaridae). – Spixiana **15** (2): 207–208; München.
- MOHRIG, W. & HÖVEMEYER, K. 1992: Vier neue Trauermückenarten aus Südniedersachsen (BRD) (Diptera, Sciaridae). – Spixiana **15** (3): 269–273; München.
- MOHRIG, W. & MENZEL, F. 1992: Neue Arten europäischer Trauermücken (Diptera, Sciaridae). – An International Journal of Dipterological Research **3** (1–2): 1–16; Riga.
- MOHRIG, W.; MENZEL, F. & KOZÁNEK, M. 1992: Neue Trauermücken (Diptera, Sciaridae) aus Nord-Korea und Japan. – An International Journal of Dipterological Research **3** (1–2): 17–32; Riga.
- HELLER, K. & MOHRIG, W. 1992: Neue Sciariden (Diptera) aus Schleswig-Holstein. – Entomologische Nachrichten und Berichte **36** (1): 37–42; Dresden.
- MOHRIG, W. 1993: Der Artenkreis *Corynoptera concinna* (WINNERTZ, 1867) (Diptera, Sciaridae). – Bonner Zoologische Beiträge **44** (1–2): 47–55; Bonn.
- MOHRIG, W. & DIMITROVA, B. 1993: Zwei neue Arten der Gattung *Epidapus* HAL. aus Bulgarien (Insecta: Diptera: Sciaridae). – Reichenbachia **30** (15): 99–102; Dresden.
- MOHRIG, W. & MENZEL, F. 1993: Revision der paläarktischen Arten der *Bradysia brunnipes*-Gruppe (Diptera, Sciaridae). – Bonner Zoologische Beiträge **44** (3–4): 267–291; Bonn.
- DIMITROVA, B. & MOHRIG, W. 1993: Beitrag zur Trauermückenfauna Bulgariens (Diptera, Sciaridae). Teil II. – Acta Zoologica Bulgarica **46**: 89–96; Sofia.
- MENZEL, F. & MOHRIG, W. 1993: Beiträge zur Taxonomie und Faunistik der paläarktischen Trauermücken (Diptera, Sciaridae). Teil III. – Die Sciaridae des Zoologischen Instituts der Martin-Luther-Universität Halle-Wittenberg und des Staatlichen Museums für Tierkunde Dresden. – Beiträge zur Entomologie **43** (1): 53–62; Berlin.
- MENZEL, F. & MOHRIG, W. 1993: Beiträge zur Taxonomie und Faunistik der paläarktischen Trauermücken (Diptera, Sciaridae). Teil IV. – LENGERSDORFSche Sciaridentypen aus dem Naturhistorischen Museum Wien (1. Beitrag). – Beiträge zur Entomologie **43** (1): 63–80; Berlin.
- RÖSCHMANN, F. & MOHRIG, W. 1993: Beiträge zur Kenntnis der Trauermücken der Alpenländer. Teil I: Weitere Trauermückenfunde aus den Ostalpen (Kärnten und Osttirol) (Diptera, Sciaridae). – Berichte des naturwissenschaftlich-medizinischen Vereins Innsbruck **80**: 373–387; Innsbruck.
- RÖSCHMANN, F. & MOHRIG, W. 1993: Beiträge zur Kenntnis der Trauermücken der Alpenländer. Teil II: Erste Sciaridenfunde aus den Italienischen Meeralpen (Alpes Maritimus) (Diptera, Sciaridae). – Berichte des naturwissenschaftlich-medizinischen Vereins Innsbruck **80**: 389–402; Innsbruck.
- RÖSCHMANN, F. & MOHRIG, W. 1993: *Corynoptera jeskei* MOH. & RÖSCH., eine neue Species der *C. fulvicollis*-Gruppe aus Marokko (Insecta: Diptera: Sciaridae). – Reichenbachia **30** (17): 109–111; Dresden.
- RÖSCHMANN, F. & MOHRIG, W. 1993: Beiträge zur Kenntnis fossiler Trauermücken (Diptera, Sciaridae) aus dem Sächsischen Bernstein. Teil I. Erster fossiler Nachweis der Gattung *Epidapus* HALIDAY. – Veröffentlichungen des Naturhistorischen Museums Schleusingen **7–8**: 77–81; Hildburghausen.
- MOHRIG, W. & BLASCO-ZUMETA, J. 1994: New sciarid flies (Diptera, Sciaridae) from the Monegros region (Zaragoza, Spain). – Miscellanea Zoologica **16** (1992): 93–104; Barcelona.
- MOHRIG, W. & KAUSCHKE, E. 1994: New sciarid flies from the Italian Province of Apulia (Diptera, Sciaridae). – Bollettino della Società Entomologica Italiana **126** (2): 175–185; Genova.
- MOHRIG, W. & MENZEL, F. 1994: Revision der paläarktischen Arten von *Phytosciara* FREY (Diptera: Sciaridae). – Beiträge zur Entomologie **44** (1): 167–210; Berlin.
- MOHRIG, W. & RÖSCHMANN, F. 1994: Revision der Trauermücken-Typen von LOEW und MEUNIER aus dem Baltischen Bernstein (Diptera, Sciaridae). – Deutsche Entomologische Zeitschrift (Neue Folge) **41** (1): 79–136; Berlin.

- RÖSCHMANN, F. & MOHRIG, W. 1994: Einschlüsse fossiler Trauermücken (Diptera, Sciaridae) in Baltischem Bernstein aus Kollektionen des Deutschen Entomologischen Institutes Eberswalde. – Beiträge zur Entomologie **44** (2): 403–408; Berlin.
- RÖSCHMANN, F. & MOHRIG, W. 1994: Beiträge zur Kenntnis der Trauermücken der Alpenländer. Teil III: Die Sciariden des Vallemaggia (Schweiz, Tessin) (Diptera, Sciaridae). – Berichte des naturwissenschaftlich-medizinischen Vereins Innsbruck **81**: 197–207; Innsbruck.
- RÖSCHMANN, F. & MOHRIG, W. 1994: Checklist of fossil sciarids from Baltic amber (Diptera, Sciaridae). – *Studia dipterologica* **1** (1): 126–138; Halle (Saale).
- RÖSCHMANN, F. & MOHRIG, W. 1995: Die Trauermücken des Sächsischen Bernsteins aus dem Untermiozän von Bitterfeld / Deutschland (Diptera, Sciaridae). – Deutsche Entomologische Zeitschrift (Neue Folge) **42** (1): 17–54; Berlin.
- RÖSCHMANN, F. & MOHRIG, W. 1995: Beiträge zur Kenntnis fossiler Trauermücken aus Sächsischem Bernstein. Teil II. Drei neue Sciariden aus Tertiär-Harzen des Bitterfelder Braunkohlenreviers (Insecta, Diptera, Sciaridae). – Paläontologische Zeitschrift **69** (1–2): 153–166; Stuttgart.
- RÖSCHMANN, F. & MOHRIG, W. 1995: Die Trauermückenfaunen des Baltischen und des Sächsischen Bernsteins (Diptera, Sciaridae). – Mitteilungen der Deutschen Gesellschaft für allgemeine und angewandte Entomologie **10** (1–6): 637–640; Giessen [Gießen].
- MOHRIG, W. 1996: Sciaridae (Rouwmuggen). – Pp. 94–96. – In: VAN ZUIJLEN, J. W.; PEETERS, T.; VAN WIELINK, P.; VAN ECK, A.; BOUVY, E.; REICHWEIN, J.; MOUSSAULT, F. & LOOS, G. (eds): Brand-stof. Een inventarisatie van de entomofauna van het natuurreservaat 'De Brand' in 1990: 228 pp.; Tilburg: Insektenwerkgroep K.N.N.V. - afdeling Tilburg.
- MOHRIG, W. & BLASCO-ZUMETA, J. 1996: The sciarid fauna (Diptera, Sciaridae) of a *Juniperus thurifera* L. forest of the Monegros region (Zaragoza, Spain) with description of ten new species. – *Miscellanea Zoologica* **18** (1995): 99–116; Barcelona.
- RÖSCHMANN, F. & MOHRIG, W. 1996: Neue Trauermücken aus Griechenland. – Berichte des naturwissenschaftlich-medizinischen Vereins Innsbruck **83**: 291–309; Innsbruck.
- MENZEL, F. & MOHRIG, W. 1997: Revision der paläarktischen Arten von *Trichosia* WINNERTZ sensu TUOMIKOSKI, 1960 (Diptera, Sciaridae). – Teil I. Gattung *Trichosia* WINNERTZ, 1867. – *Studia dipterologica* **4** (1): 3–40; Halle (Saale).
- MENZEL, F. & MOHRIG, W. 1997: 2.6. Family Sciaridae. – Pp. 51–69. – In: PAPP, L. & DARVAS, B. (eds): Contributions to a Manual of Palaearctic Diptera (with special reference to flies of economic importance). Volume 2: Nematocera and Lower Brachycera. 592 pp.; Budapest: Science Herald.
- MENZEL, F.; MOHRIG, W. & BÁEZ, M. 1997: Die Trauermücken-Fauna der Kanarischen Inseln, unter Berücksichtigung der von RICHARD FREY beschriebenen Arten (Insecta: Diptera, Sciaridae). – *Vieraea* **25** (1996): 133–146; Santa Cruz de Tenerife.
- MOHRIG, W.; KAUSCHKE, E.; MENZEL, F. & JASCHHOF, M. 1997: Trauermücken von der Kanarischen Insel La Gomera und Westmarokko (Diptera, Sciaridae). – Berichte des naturwissenschaftlich-medizinischen Vereins Innsbruck **84**: 379–390; Innsbruck.
- MOHRIG, W. & MENZEL, F. 1997: Revision der paläarktischen Arten von *Trichosia* WINNERTZ sensu TUOMIKOSKI, 1960 (Diptera, Sciaridae). – Teil II. Gattungen *Leptosciarella* TUOMIKOSKI, 1960 und *Trichodapus* gen. nov. – *Studia dipterologica* **4** (1): 41–98; Halle (Saale).
- MENZEL, F. & MOHRIG, W. 1998: Beiträge zur Taxonomie und Faunistik der paläarktischen Trauermücken (Diptera, Sciaridae). Teil VI - Neue Ergebnisse aus Typenuntersuchungen und die daraus resultierenden taxonomisch-nomenklatorischen Konsequenzen. – *Studia dipterologica* **5** (2): 351–378; Halle (Saale).
- ECKERT, R.; MOHRIG, W. & KALLWEIT, U. 1999: Ein Beitrag zur Mückenfauna (Trauer- und Pilzmücken) der Höhlen deutscher Mittelgebirge (Harz, Kyffhäuser, Thüringer Wald, Zittauer Gebirge). – Mitteilungen des Verbandes der deutschen Höhlen- und Karstforscher e.V. München **45** (2): 66–70; München.
- MOHRIG, W. 1999: Die Trauermücken (Diptera: Sciaridae) von Papua-Neuguinea. Teil I - Gattungen *Sciara*, *Schwenckfeldina*, *Aerumnosa* gen. nov., *Cratyna*, *Phytosciara* und *Chaetosciara*. – *Studia dipterologica* **6** (1): 153–203; Halle (Saale).
- MOHRIG, W. & JASCHHOF, M. 1999: Sciarid flies (Diptera, Sciaridae) of New Zealand. – *Studia dipterologica Supplement 7*: 101 pp.; Halle (Saale): Ampyx-Verlag.
- MOHRIG, W.; RÖSCHMANN, F. & RULIK, B. 1999: New sciarid flies (Diptera, Sciaridae) from Nepal. – Deutsche Entomologische Zeitschrift (Neue Folge) **46** (2): 189–201; Berlin.
- RULIK, B.; RÖSCHMANN, F. & MOHRIG, W. 1999: New species of sciarid flies (Diptera, Sciaridae) from Greece and Turkey. – *Journal of the Entomological Research Society* **1** (3): 21–50; Ankara.
- MENZEL, F. & MOHRIG, W. 2000: Revision der paläarktischen Trauermücken (Diptera: Sciaridae). – *Studia dipterologica Supplement 6* (1999): 761 pp.; Halle (Saale): Ampyx-Verlag.
- MENZEL, F.; MOHRIG, W. & BARTÁK, M. 2000: Sciaridae. – Pp. 73–81. – In: BARTÁK, M. & VAŇHARA, J. (eds): Diptera in an Industrially Affected Region (North-Western Bohemia, Bílina and Duchcov Environs), I. – *Folia Facultatis Scientiarum Naturalium Universitatis Masarykianae Brunensis (Biologia)* **104**: 240 pp.; Brno: Masaryk University.
- MOHRIG, W. 2001: Sciariden (Insecta, Diptera) von Neuguinea. – P. 72. – In: Phyllostrom e. V. (ed.): Tagungsbericht 1. und 2. Interdisziplinäre Fachtagung zur Regenwald-Thematik Leipzig, 25.–26. Oktober



- 1997 und Leipzig, 23.–24. Oktober 1999. – Phyllo-drom-Journal 1. Abhandlungen und Berichte aus der Regenwaldforschung. 118 pp.; Halle (Saale): Ampyx-Verlag.
- MOHRIG, W.; RULIK, B. & PAPP, L. 2001: Sciaridae. – Pp. 119–123. – In: PAPP, L. (ed.): Checklist of the Diptera of Hungary: 550 pp.; Budapest: Hungarian Natural History Museum.
- RULIK, B.; MOHRIG, W. & JASCHHOF, M. 2001: Trauermücken (Diptera: Sciaridae) und freilebende Gallmücken (Diptera: Cecidomyiidae: Lestremiinae) aus Ungarn. Mit Bemerkungen zur *Corynoptera tridentata*-Gruppe. – Folia Entomologica Hungarica **62**: 231–245; Budapest.
- MOHRIG, W. & CAR, M. 2002: Diptera: Culicidae (Stechmücken). – 9 pp. – In: MOOG, O. (ed.): Fauna Aquatica Austriaca. Katalog zur autökologischen Einstufung aquatischer Organismen Österreichs. 2. Lieferung, 2002: 665 pp. [loose-leaf binder]; Wien: Bundesministerium für Land und Forstwirtschaft, Umwelt- und Wasserwirtschaft, Wasserwirtschaftskataster.
- HIPPA, H.; VILKAMAA, P. & MOHRIG, W. 2003: Phylogeny of *Corynoptera* WINNERTZ and related genera, with the description of *Claustropyga* gen. nov. (Diptera, Sciaridae). – Studia dipterologica **9** (2) (2002): 469–511; Halle (Saale).
- MOHRIG, W. 2003: Black fungus gnats of Central America. Part I. (Diptera, Sciaridae). – Beiträge zur Entomologie **53** (1): 1–69; Keltern.
- MOHRIG, W. 2004: Die Trauermücken (Diptera: Sciaridae) von Papua-Neuguinea. Teil II - Gattungen *Scythropochroa*, *Cratyna*, *Pseudozygomma*, *Epidapus*, *Hyperlasion*, *Corynoptera*, *Keilbachia*, *Scatopsciara*, *Pelliciplanta* gen. nov. und *Pseudozygomma* gen. nov. – Studia dipterologica **11** (1): 129–174; Halle (Saale).
- MOHRIG, W.; RÖSCHMANN, F. & RULIK, B. 2004: The fauna of sciarid flies from the Dominican Republic (Diptera, Sciaridae). – Beiträge zur Entomologie **54** (2): 267–331; Keltern.
- JASCHHOF, M. & MOHRIG, W. 2005: A remarkable new genus *Manzumbadoa* gen. n. from Costa Rica (Diptera: Sciaridae). – Beiträge zur Entomologie **55** (2): 305–312; Keltern.
- MOHRIG, W. & RÖSCHMANN, F. 2005: Sciarid flies from Dominican Amber (Diptera, Sciaridae). – Beiträge zur Entomologie **55** (2): 319–361; Keltern.
- SOLÓRZANO KRAEMER, M. M. & MOHRIG, W. 2007: *Schwenckfeldina archoica* sp. nov. (Diptera, Sciaridae) from the middle Miocene Mexican amber. – Alavesia **1**: 105–108; Vitoria-Gasteiz.
- MOHRIG, W. & MENZEL, F. 2009: 16. Sciaridae (Black Fungus Gnats). – Pp. 279–292. – In: BROWN, B. V.; BORKENT, A.; CUMMING, J. M.; WOOD, D. M.; WOODLEY, N. E. & ZUMBADO, M. A. (eds): Manual of Central American Diptera, Volume I. xi + 714 pp.; Ottawa: NRC Research Press.
- VILKAMAA, P.; HIPPA, H. & MOHRIG, W. 2011: The genus *Keilbachia* MOHRIG (Diptera, Sciaridae) in New Caledonia, with the description of five new species. – Zootaxa **2771**: 53–61; Auckland.
- VILKAMAA, P.; HIPPA, H. & MOHRIG, W. 2012: The genus *Pseudolykoriella* MENZEL & MOHRIG (Diptera, Sciaridae) in New Caledonia, with the description of thirteen new species. – Zootaxa **3207**: 1–21; Auckland.
- VILKAMAA, P.; HIPPA, H. & MOHRIG, W. 2012: The genus *Ctenosciara* TUOMIKOSKI (Diptera, Sciaridae) in New Caledonia, with the description of eight new species. – Zootaxa **3255**: 37–51; Auckland.
- VILKAMAA, P.; HIPPA, H. & MOHRIG, W. 2012: The genus *Bradysia* WINNERTZ (Diptera, Sciaridae) in New Caledonia, with the description of thirteen new species. – Zootaxa **3489**: 25–44; Auckland.
- VILKAMAA, P.; HIPPA, H. & MOHRIG, W. 2012: The genus *Scatopsciara* EDWARDS (Diptera, Sciaridae) in New Caledonia, with the description of four new species. – Zootaxa **3591**: 67–74; Auckland.
- MOHRIG, W. 2013: Die Trauermücken (Diptera: Sciaridae) von Papua-Neuguinea. Teil III - Gattungen *Ctenosciara* und *Pseudolykoriella*. – Studia dipterologica **20** (1): 123–168; Müncheberg.
- MOHRIG, W.; HELLER, K.; HIPPA, H.; VILKAMAA, P. & MENZEL, F. 2013: Revision of Black Fungus Gnats (Diptera: Sciaridae) of North America. – Studia dipterologica **19** (1–2) (2012): 141–286; Müncheberg.
- MOHRIG, W. & MENZEL, F. 2014: Revision der neotropischen Trauermücken - Teil I. Die Gattungen *Cratyna* WINNERTZ, *Euricrium* ENDERLEIN, *Metangela* RÜBSAAMEN, *Pseudosciara* SCHINER und *Sciara* MEIGEN (Diptera: Sciaridae). – Contributions to Entomology **64** (1): 135–190; Keltern.
- VILKAMAA, P.; HIPPA, H. & MOHRIG, W. 2014: The genus *Epidapus* HALIDAY (Diptera, Sciaridae) in New Caledonia, with the description of four new species. – Zootaxa **3900** (3): 429–436; Auckland.
- VILKAMAA, P.; HIPPA, H. & MOHRIG, W. 2015: The genus *Sciara* MEIGEN (Diptera, Sciaridae) in New Caledonia, with the description of two new species. – Zootaxa **3974** (4): 589–594; Auckland.
- BROADLEY, A.; KAUSCHKE, E. & MOHRIG, W. 2016: Revision of the types of male Sciaridae (Diptera) described from Australia by F. A. A. SKUSE. – Zootaxa **4193** (3): 401–450; Auckland.
- KÖHLER, A. & MOHRIG, W. 2016: Additions to the New Zealand fauna of black fungus gnats (Diptera: Sciaridae), with descriptions of six new species. – New Zealand Entomologist **39** (2): 91–109; Auckland.
- MOHRIG, W. 2016: Die Trauermücken (Diptera: Sciaridae) von Papua-Neuguinea. Teil IV - Gattungen *Bradysia* und *Chiasmata* gen. nov. – Studia dipterologica **22** (1) (2015): 3–38; Müncheberg.
- MOHRIG, W. & KAUSCHKE, E. 2016: New Black Fungus Gnats (Diptera, Sciaridae) of North America. Part I. Genus *Scatopsciara* EDWARDS, 1927. – Zootaxa **4150** (4): 401–435; Auckland.

- MOHRIG, W. & KAUSCHKE, E. 2016: New Black Fungus Gnats (Diptera, Sciaridae) of North America. Part II. Genus *Bradysiopsis* TUOMIKOSKI, 1960. – *Zootaxa* **4154** (3): 293–302; Auckland.
- MOHRIG, W.; KAUSCHKE, E. & BROADLEY, A. 2016: *Pseudolykoriella skusei* sp. nov. (Diptera: Sciaridae), a new dark-winged fungus gnat from Norfolk Island and Australia. – *Zootaxa* **4097** (1): 139–142; Auckland.
- MOHRIG, W. & KAUSCHKE, E. 2017: New Black Fungus Gnats (Diptera, Sciaridae) of North America. Part III. Genera *Camptochaeta* HIPPA & VILKAMAA, *Claustropyga* HIPPA, VILKAMAA & MOHRIG and *Dichopygina* VILKAMAA, HIPPA & KOMAROVA. – *Zootaxa* **4258** (4): 301–326; Auckland.
- MOHRIG, W. & KAUSCHKE, E. 2017: New Black Fungus Gnats (Diptera, Sciaridae) of North America. Part IV. Genera *Eugnoriste* COQUILLET and *Keilbachia* MOHRIG. – *Zootaxa* **4319** (1): 53–76; Auckland.
- MOHRIG, W.; KAUSCHKE, E. & BROADLEY, A. 2017: Black fungus gnats (Diptera: Sciaridae) of Queensland, Australia. Part I. Genera *Chaetosciara* FREY, *Corynoptera* WINNERTZ, *Cratyna* WINNERTZ, *Epidapus* HALIDAY, *Keilbachia* MOHRIG, *Lobosciara* STEFFAN, *Phytosciara* FREY and *Scatopsiara* EDWARDS. – *Zootaxa* **4303** (4): 451–481; Auckland.
- MOHRIG, W.; KAUSCHKE, E. & HELLER, K. 2017: *Austrosiara* SCHMITZ & MjöBERG, 1924, a senior synonym of *Ctenosciara* TUOMIKOSKI, 1960 (Diptera: Sciaridae) and the description of a new brachypterous species in the genus. – *Zootaxa* **4344** (2): 357–366; Auckland.
- ZITTRA, C.; CAR, M.; LECHTHALER, W. & MOHRIG, W. 2017: Diptera: Culicidae (Stechmücken). – 11 pp. – In: MOOG, O. & HARTMANN, A. (eds): *Fauna Aquatica Austriaca*. Katalog zur autökologischen Einstufung aquatischer Organismen Österreichs. 3. Lieferung – 2017: 757 pp. [loose-leaf binder]; Wien: Bundesministerium für Land und Forstwirtschaft, Umwelt- und Wasserwirtschaft, Abt. IV/3.
- ZITTRA, C.; CAR, M.; LECHTHALER, W. & MOHRIG, W. 2017: Diptera: Culicidae (Mosquitoes). – 11 pp. – In: MOOG, O. & HARTMANN, A. (eds): *Fauna Aquatica Austriaca*. A comprehensive species inventory of Austrian aquatic organisms with ecological notes. 3. edition – 2017: 740 pp. [loose-leaf binder]; Vienna: Federal Ministry of Agriculture, Forestry, Environment and Water Management, Directorate IV/3.
- BROADLEY, A.; KAUSCHKE, E. & MOHRIG, W. 2018: Black fungus gnats (Diptera: Sciaridae) found in association with cultivated plants and mushrooms in Australia, with notes on cosmopolitan pest species and biosecurity interceptions. – *Zootaxa* **4415** (2): 201–242; Auckland.
- MOHRIG, W.; KAUSCHKE, E. & BROADLEY, A. 2018: New black fungus gnats (Diptera: Sciaridae) from Eastern Australia. – *Zootaxa* **4450** (2): 203–241; Auckland.
- BROADLEY, A.; KAUSCHKE, E. & MOHRIG, W. 2019: Revision of the black fungus gnat species (Diptera: Sciaridae) described by W. A. STEFFAN from Micronesia. – *Zootaxa* **4683** (2): 215–241; Auckland.
- MOHRIG, W.; KAUSCHKE, E. 2019: New Black Fungus Gnats (Diptera, Sciaridae) of North America. Part V. Genera *Pseudolykoriella* MENZEL & MOHRIG and *Phytosciara* FREY. – *Zootaxa* **4543** (2): 261–283; Auckland.
- MOHRIG, W.; KAUSCHKE, E. & BROADLEY, A. 2019: Revision of black fungus gnat species (Diptera, Sciaridae) described from the Hawaiian Islands by D. E. HARDY and W. A. STEFFAN, and a contribution to the knowledge of the sciarid fauna of the Galápagos Islands. – *Zootaxa* **4590** (4): 404–439; Auckland.

### Immunology (1967–2007)

- MOHRIG, W. & MESSNER, B. 1967: Lysozym im humoralen Abwehrmechanismus spezifisch und unspezifisch immunisierter Insektenlarven. – *Biologische Rundschau* **5** (4): 181–183; Jena.
- MOHRIG, W. & MESSNER, B. 1967: Antibakterielles Abwehrsystem im Darmtrakt von Insekten. – *Biologische Rundschau* **6** (3): 136–138; Jena.
- MOHRIG, W. & MESSNER, B. 1968: Neue Aspekte in der Anwendung von chemischen und mikrobiologischen Bekämpfungsmitteln unter Berücksichtigung der Immunprinzipien bei Insekten. I. Humorale Immunitätsfaktoren bei Insekten und ihre stoffliche Grundlage. – *Abhandlungen und Berichte des Naturkundemuseums Görlitz* **44** (2): 235–239; Leipzig.
- MESSNER, B. & MOHRIG, W. 1968: Neue Aspekte in der Anwendung von chemischen und mikrobiologischen Bekämpfungsmitteln unter Berücksichtigung der Immunitätsprinzipien bei Insekten. II. Die praktische Bedeutung von Immunitätsmechanismen in der integrierten Schädlingsbekämpfung. – *Abhandlungen und Berichte des Naturkundemuseums Görlitz* **44** (2): 241–246; Leipzig.
- MOHRIG, W. & MESSNER, B. 1968: Lysozym als antibakterielles Agens im Bienenhonig und Bienengift. – *Acta biologica et medica Germanica* **21** (13): 85–95; Berlin.
- MOHRIG, W. & MESSNER, B. 1968: Immunreaktionen bei Insekten. I. Lysozym als grundlegender antibakterieller Faktor im humoralen Abwehrmechanismus der Insekten. – *Biologisches Zentralblatt* **87** (4): 439–470; Leipzig.
- MOHRIG, W. & MESSNER, B. 1968: Immunreaktionen bei Insekten. II. Lysozym als antibakterielles Agens im Darmtrakt von Insekten. – *Biologisches Zentralblatt* **67** (6): 705–718; Leipzig.
- HANSCHKE, M.; MOHRIG, W. & MESSNER, B. 1969: Lysozym bei Nematoden. – *Biologische Rundschau* **7** (1): 32–34; Jena.
- MORIG, V. [= MOHRIG, W.] & MESSNER, B. 1969: Znachenije lizotsima v antibakterial'nom immunitete nasekomykh [Significance of lysozyme for the anti-

- bacterial immunity of insects]. – Zhurnal obshchei biologii **30** (1): 62–71; Moskva [in Russian].
- MESSNER, B. & MOHRIG, W. 1969: Zum Lysozymvorkommen bei Muscheln (*Anodonta anatina* L.). – Zoologische Jahrbücher, Abteilung für allgemeine Zoologie und Physiologie der Tiere **74**: 427–435; Jena.
- MOHRIG, W.; STORZ, R. & MESSNER, B. 1970: Immunreaktionen bei Insekten. III. Haemozytenreaktionen und Lysozymverhalten bei *Galleria mellonella* L. – Biologisches Zentralblatt **89** (5): 611–639; Leipzig.
- MESSNER, B. & MOHRIG, W. 1970: Zur Immunität der wirbellosen Tiere (Überblick, Probleme und Ausblicke). – Biologische Rundschau **8** (3): 158–169; Jena.
- MESSNER, B. & MOHRIG, W. 1970: Zum gemeinsamen Vorkommen von Hämagglutininen und Lysozym bei Pflanzen und Tieren. – Acta biologica et medica Germanica **25**: 891–903; Berlin.
- HANSCHKE, R. & MOHRIG, W. 1978: Untersuchungen über den Einfluß verschiedener Haltungsbedingungen auf das Blutbild der Larven der Großen Wachsmotte, *Galleria mellonella* L. – Zeitschrift für angewandte Entomologie **86** (2): 212–217; Hamburg & Berlin.
- MOHRIG, W. & SCHITTEK, D. 1979: Phagocytosis-stimulating mediators in insects. – Acta biologica et medica Germanica **38**: 953–958; Berlin.
- MOHRIG, W.; SCHITTEK, D. & HANSCHKE, R. 1979: Immunological activation of phagocytic cells in *Galleria mellonella*. – Journal of Invertebrate Pathology **34** (1): 84–87; New York & London.
- MOHRIG, W.; SCHITTEK, D. & HANSCHKE, R. 1979: Investigations on cellular defense reactions with *Galleria mellonella* against *Bacillus thuringiensis*. – Journal of Invertebrate Pathology **34** (3): 207–212; New York & London.
- MOHRIG, W. & HANSCHKE, R. 1980: Der *Musca*-Larventest zum Nachweis insektizider Substanzen. – Archiv für Phytopathologie und Pflanzenschutz **16** (5): 347–355; Berlin.
- HANSCHKE, R.; MOHRIG, W. & GROTH, I. 1980: Einfluß von Injektionen partikulärer Suspensionen auf Sofort- und Spätreaktionen der Hämozyten bei Larven der Großen Wachsmotte (*Galleria mellonella* L.). – Zoologische Jahrbücher, Abteilung für allgemeine Zoologie und Physiologie der Tiere **84**: 181–197; Jena.
- HANSCHKE, R. & MOHRIG, W. 1982: Untersuchungen zu Ursachen der Pathogenität verschiedener gramnegativer Bakterienstämme für Larven der Großen Wachsmotte (*Galleria mellonella* L., Lepidoptera). – Zoologische Jahrbücher, Abteilung für allgemeine Zoologie und Physiologie der Tiere **86**: 60–70; Jena.
- LEIPE, S.; MOHRIG, W. & MEISEL, P. 1983: Bilirubin-induced cytomorphological changes in guinea pig leucocytes. – Biomedica biochimica acta **42** (5): 503–510; Berlin.
- LEIPE, S. & MOHRIG, W. 1984: Further studies on the application of the micromethod of phagocytosis particles. – Allergie und Immunologie **30** (4): 230–236; Leipzig.
- MOHRIG, W.; KAUSCHKE, E. & EHLERS, M. 1984: Rosette formation of the coelomocytes of the earthworm *Lumbricus terrestris* L. with sheep erythrocytes. – Developmental and Comparative Immunology **8** (2): 471–476; Oxford.
- MOHRIG, W.; SCHITTEK, D. & EHLERS, D. 1986: Mediators in insect immunity. – Pp. 431–447. – In: GUPTA, A. P. (ed.): Hemocytic and humoral immunity in arthropods. xii + 535 pp.; New York: John Wiley & Sons.
- KAUSCHKE, E. & MOHRIG, W. 1987: Cytotoxic activity in the coelomic fluid of annelid *Eisenia foetida* SAV. – Journal of Comparative Physiology, Series B: Biochemical, Systemic and Environmental Physiology **157** (1): 77–83; Berlin & Heidelberg.
- KAUSCHKE, E. & MOHRIG, W. 1987: The occurrence of bacterioagglutinating, hemagglutinating and hemolytic compounds in the coelomic fluid of different species of European earthworms (Annelida, Lumbricidae). – Zoologische Jahrbücher, Abteilung für allgemeine Zoologie und Physiologie der Tiere **91**: 467–477; Jena.
- KAUSCHKE, E. & MOHRIG, W. 1987: Comparative analysis of hemolytic and hemagglutinating activities in the coelomic fluid of *Eisenia foetida* and *Lumbricus terrestris* (Annelida, Lumbricidae). – Developmental and Comparative Immunology **11** (2): 331–341; Oxford.
- MOHRIG, W.; EUE, I. & KAUSCHKE, E. 1989: Proteolytic activities in the coelomic fluid of earthworms (Annelida, Lumbricidae). – Zoologische Jahrbücher, Abteilung für allgemeine Zoologie und Physiologie der Tiere **93**: 303–317; Jena.
- EHLERS, D.; QUAST, M. & MOHRIG, W. 1989: Adhesiveness of haemocytes of the larvae of *Galleria mellonella* L. – Zoologische Jahrbücher, Abteilung für allgemeine Zoologie und Physiologie der Tiere **93**: 319–326; Jena.
- EUE, I.; KAUSCHKE, E. & MOHRIG, W. 1991: Comparative characterization of lectins in the coelomic fluid of lumbricids. – P. S75. – In: ISDCI (ed.): The Vth Congress of the ISDCI hosted by Reed College, Portland, Oregon, USA, 4–9 August, 1991. – Developmental and Comparative Immunology, Volume 15, Supplement 1: S108 pp.; Elmsford, NY: Pergamon Press.
- EHLERS, D.; ZOSEL, B.; MOHRIG, W.; KAUSCHKE, E. & EHLERS, M. 1992: Comparison of in vivo and in vitro phagocytosis in *Galleria mellonella* L. – Parasitology Research **78** (4): 354–359; Berlin & Heidelberg.
- MOHRIG, W.; EUE, I.; KAUSCHKE, E. & HENNICKE, F. 1996: Crossreactivity of hemolytic and hemagglutinating proteins in the coelomic fluid of Lumbricidae (Annelida). – Comparative Biochemistry and Physiology, Part A: Molecular & Integrative Physiology **115** (1): 19–30; New York.
- MOHRIG, W.; LANGE, S.; KAUSCHKE, E.; PREUSSE, K. & COOPER, E. L. 1997: Inhibitor controlled hemolytic activity in coelomic fluid of earthworms. – Developmental and Comparative Immunology **21** (2): 116; Oxford.



- EUE, I.; KAUSCHKE, E. & MOHRIG, W. 1997: Structural and immunological relationships among earthworm hemolysins and agglutinins. – *Developmental and Comparative Immunology* **21** (2): 119; Oxford.
- LANGE, S.; KAUSCHKE, E.; MOHRIG, W.; LUTSCH, G.; COOPER, E. L. & HERRMANN, A. 1997: Interaction of earthworm hemolysin with pure lipid and biological membranes. – *Developmental and Comparative Immunology* **21** (2): 116; Oxford.
- EUE, I.; KAUSCHKE, E.; MOHRIG, W. & COOPER, E. L. 1998: Isolation and characterization of earthworm hemolysins and agglutinins. – *Developmental and Comparative Immunology* **22** (1): 13–25; Oxford.
- LANGE, S.; KAUSCHKE, E.; MOHRIG, W. & COOPER, E. L. 1999: Biochemical characteristics of Eiseniapore, a pore-forming protein in the coelomic fluid of earthworms. – *European Journal of Biochemistry* **262** (2): 547–556; Cambridge.
- KAUSCHKE, E.; MOHRIG, W.; WAGNER, F. & COOPER, E. L. 1999: Immune proteins in earthworms. – P. 15. – In: Deutsche Gesellschaft für Immunologie & BOSCH, T. C. G. (eds): Evolution of the immune system. – Annual meeting of the Arbeitskreis “Vergleichende Immunologie” (Deutsche Gesellschaft für Immunologie) and the MINERVA Center “Invertebrate Immunology and Development Biology”, Zoological Institute, University of Jena, Germany, July 23–25, 1999: 56 pp.; Jena: Deutsche Gesellschaft für Immunologie.
- BILEJ, M.; BESCHIN, A.; KÖHLEROVA, P.; MOHRIG, W. & KAUSCHKE, E. 2000: Interaction of hemolytic and cytolytic molecules in *Eisenia fetida* earthworm. – P. S98. – In: RAFTOS, D. A. (ed.): Abstracts of the 8th Congress of the International Society of Developmental and Comparative Immunology. Cairns, Australia, July 3–6, 2000. – *Developmental and Comparative Immunology*, Volume 24, Supplement 1: S108 pp.; Oxford: Elsevier Science Ltd.
- KAUSCHKE, E.; EUE, I.; LANGE, S.; MOHRIG, W. & COOPER, E. L. 2000: Immune proteins in earthworms. – Pp. 105–122. – In: PANDALAI, S. G. (ed.): Recent research developments in comparative biochemistry and physiology, Volume 1, part 1: 161 pp.; Trivandrum: Transworld research network.
- KAUSCHKE, E.; LANGE, S.; WAGNER, F.; MOHRIG, W. & COOPER, E. L. 2002: The earthworm humoral immune system: Interaction of earthworm hemolysis with lipid membranes requires sphingolipids. – Pp. 65–72. – In: COOPER, E. L.; BESCHIN, A. & BILEJ, M. (eds): A new model for analyzing antimicrobial peptides with biomedical applications. – NATO Science Series, Series 1: Life and behavioral sciences, Volume 343: xiv + 193 pp.; Amsterdam, Berlin, Oxford, Tokyo, Washington D. C.: IOS Press & Tokyo: Ohmsha.
- KAUSCHKE, E.; WAGNER, F.; KÖNIG, S.; EUE, I.; MOHRIG, W. & COOPER, E. L. 2000: Innate immune factors in earthworms. – P. S97. – In: RAFTOS, D. A. (ed.): Abstracts of the 8th Congress of the International Society of Developmental and Comparative Immunology. – *Developmental and Comparative Immunology*, Volume 24, Supplement 1: S108 pp.; Oxford: Elsevier Science Ltd.
- KAUSCHKE, E. & MOHRIG, W. 2003: Does functional similarity of certain innate immune mechanisms of invertebrates and vertebrates point to their phylogenetic relation? – Pp. 133–138. – In: LEGAKIS, A.; SFENTHOURAKIS, S.; POLYMERI, R. & THESSALOU-LEGAKI, M. (eds): The new panorama of animal evolution. Proceedings of the XVIII International Congress of Zoology, Athens, Greece, September, 2000: 724 pp.; Sofia: Pensoft Publishers.
- KAUSCHKE, E.; MOHRIG, W. & COOPER, E. L. 2007: Coelomic fluid proteins as basic components of innate immunity in earthworms. – *European Journal of Soil Biology* **43** (1): 110–115; Issy-les-Moulineaux.
- Evolutionary biology, anthropology and demography (1970–1988)
- MOHRIG, W. 1970: Die Mikroevolution tierischer Organismen in dialektisch-materialistischer Sicht. – *Lenin und die Wissenschaft* **2**: 245–265; Berlin: Deutscher Verlag der Wissenschaften.
- MOHRIG, W. 1974: Populationsgenetik und menschliche Bevölkerungsentwicklung. – *Deutsche Zeitschrift für Philosophie* **22** (7): 881–889; Berlin.
- MOHRIG, W. 1975: Populationsgesetze in Natur und Gesellschaft. – Pp. 68–72. – In: KHALATBARI, P.; FRÖHLICH, S.; GRABLEY, H. & LUNGWITZ, K. (eds): Zu Problemen der Demographie. Material des Internationalen Demographischen Symposiums Berlin, 16. bis 18. Dezember 1974: 218 pp.; Berlin: Akademie Verlag.
- MOHRIG, W. 1975: Rezensionen. Zu Problemen der Demographie. – *Deutsche Zeitschrift für Philosophie* **23** (9): 1258–1259; Berlin.
- MOHRIG, W. 1975: Struktur und Dynamik tierischer und menschlicher Populationen. – *Biologische Rundschau* **13** (4): 209–226; Jena.
- MOHRIG, W. 1976, 1977, 1979: Wieviel Menschen trägt die Erde? akzent-Reihe, Band 21, 1. Auflage (1976), 2. Auflage (1977), 3. Auflage (1979), 128 S.; Leipzig, Jena & Berlin: Urania Verlag.
- MOHRIG, W. 1979: Rezensionen. Bevölkerungsdynamik und Gesellschaft. – *Deutsche Zeitschrift für Philosophie* **27** (2): 270–272; Berlin.
- MOHRIG, W. 1980: Die Ur- und Frühgeschichte und das Problem der historischen Periodisierung. *Biologische Aspekte zum Inzesttabu und zur Evolution der menschlichen Familie*. – *Ethnographisch-archäologische Zeitschrift* **20**: 457–474; Berlin.
- MOHRIG, W. 1980: Zur Bewertung von Schlüsselereignissen der Anthropozogenese bei der historischen Periodisierung der Urgeschichte. – *Ethnographisch-archäologische Zeitschrift* **21**: 417–426; Berlin.

- MOHRIG, W. 1980: Kiek žmonių gali gyventi Žemėje? 140 pp.; Vilnius: Mintis [license edition in Lithuanian of 'Wieviel Menschen trägt die Erde?'].
- MOHRIG, W. 1980, 1982: Wie kam der Mensch zur Familie? Über die Evolution der menschlichen Familie. akzent-Reihe, Band 46, 1. Auflage (1980), 2. Auflage (1982), 128 pp.; Leipzig, Jena & Berlin: Urania Verlag.
- MOHRIG, W. 1982: Biologische Aspekte zur Rolle der Arbeit in der Anthroposoziogenese und zur Periodisierung der Urgesellschaft. – Greifswalder Philosophische Hefte **1** (1): 203–208; Greifswald.
- MOHRIG, W. 1984, 1987: Böse wie Tiere? Biologisches und Nichtbiologisches zum Thema Aggressivität. akzent-Reihe, Band 70, 1. Auflage (1984), 2. Auflage (1987), 128 pp.; Leipzig, Jena & Berlin: Urania Verlag.
- MOHRIG, W. 1987: Zlý jako zvíře? Biologické i nebiologické úvahy na téma agresivity. 136 pp; Praha: Horizont CSc. [license edition in Czech of 'Böse wie Tiere? Biologisches und Nichtbiologisches zum Thema Aggressivität'].
- MAMAIEV, B. & MOHRIG, W. 1988: Paläoökologische Aspekte zur Entstehung der Landarthropoden. – Wissenschaftliche Zeitschrift der Ernst-Moritz-Arndt-Universität Greifswald (mathematisch-naturwissenschaftliche Reihe) **37** (2–3): 20–26; Greifswald.

## Checklist of taxa described by WERNER MOHRIG

### Abbreviations

*General and nomenclatural abbreviations:* comb. nov. = new combination; nom. nov. = new name; preocc. = preoccupied; unplaced = unplaced taxon with regard to its position in a species group or subgenus; SG = subgenus; ? = questionable position within a species group.

*Abbreviations for the distribution or origin of the included species:* AET = Afrotropical region; AUS = Australasian region; FOS = Fossil fauna (here only inclusions in Dominican, Baltic or Saxonian amber); NEA = Nearctic region; NEO = Neotropical region; ORI = Oriental region; PAL = Palearctic region.

### Taxonomic notes

**1. General remarks on nomenclature and systematics.** The present checklist comprises genera and species (including synonyms) described by WERNER MOHRIG and co-authors up to December 2019. For the Cecidomyiidae, the World catalogue published by GAGNÉ & JASCHHOF (2014) was used, and for the Sciaridae the data collated for a World catalogue of Black Fungus Gnats based on published records and nomenclatural acts until 1 December 2019 (MENZEL, in prep.). Nomenclature and systematics employed are mainly based on the

most recent revision of the Palearctic fauna (MENZEL & MOHRIG 2000), and the revision of the Nearctic fauna (MOHRIG et al. 2013), but also include the important revisions by HIPPA et al. (2010) [*Corynoptera* s. str.], VILKAMAA & MENZEL (2019) [*Lycoriella*, *Hemineurina*, *Trichocoelina*] and VILKAMAA et al. (2004) [*Dichopygina*] in which WERNER MOHRIG was not involved. Possible misidentifications of part of the unrevised taxa – most notably in *Austrosciara* SCHMITZ & MjöBERG sensu MOHRIG et al. (2017), *Ctenosciara* TUOMIKOSKI and *Epidapus* HALIDAY (see below) – cannot be entirely excluded.

**2. Genera *Austrosciara* SCHMITZ & MjöBERG, 1924, *Ctenosciara* TUOMIKOSKI, 1960 and *Epidapus* HALIDAY, 1851** (Diptera: Sciaridae). The proposal by MOHRIG et al. (2017), who postulated that *Ctenosciara* TUOMIKOSKI is a junior synonym of *Austrosciara* SCHMITZ & MjöBERG, has been discussed controversially by the specialists and remains open to question, because the type specimens of the type species have not yet been examined and compared. The situation is similar with some *Epidapus*-like species with macrotrichia on the posterior wing veins. They were described by MOHRIG in the genera '*Epidapus*' and '*Austrosciara*', but belong surely to another genus near or identical to *Trichodapus* MOHRIG & MENZEL, 1997. For the reasons mentioned above, the genera *Austrosciara* SCHMITZ & MjöBERG, *Ctenosciara* TUOMIKOSKI and *Epidapus* HALIDAY are retained here with their original species inventory until new published results on this difficult species complex become available.

**3. Genus *Bradysia* WINNERTZ, 1867** (Diptera: Sciaridae). Three preoccupied names had to be replaced in the genus *Bradysia* WINNERTZ (Diptera: Sciaridae). Because the discoverer of these species, Werner MOHRIG, discussed these homonymies with F. MENZEL, he is the co-author of the following new names:

***Bradysia carinifera* MENZEL & MOHRIG nom. nov.** – New name for the preoccupied name *B. robusta* MOHRIG, 2016 described in *Studia dipterologica* **22** (1) (2015): 27–28; 27, fig. 33 a–d; 35, plate 3, fig. 33 [not *Bradysia robusta* (LENGERSDORF, 1926), a junior synonym of *Bradysia strigata* (STAEGER, 1840)].

*Etymology:* The name '*carinifera*' was chosen because of the broad, lobe-like, mesial keel on the apical half of gonostylus, which is typical for this species and unique in the *Bradysia luctifica* group (Latin: '*carina*' = 'keel'; '*-fer*' = 'wearing').

***Bradysia obscurihalterata* MENZEL & MOHRIG nom. nov.** – New name for the preoccupied name *Bradysia quinquespina* MOHRIG, 2016 described in *Studia dipterologica* **22** (1) (2015): 7–8; 7, fig. 5 a–d; 33, plate 1, fig. 4 [not *Bradysia quinquespina* YANG, ZHANG & YANG, 1993].

*Etymology:* The name '*obscurihalterata*' describes the brownish colour of halteres that is in contrast to the pale

wings and the yellow legs (Latin: 'obscurus' = dark; 'halter' = halter).

**Bradysia sulcicornis** MENZEL & MOHRIG **nom. nov.** – New name for the preoccupied name *Bradysia reticulata* MOHRIG & RÖSCHMANN, 2004 described in MOHRIG, RÖSCHMANN & RULIK (2004), Beiträge zur Entomologie 54 (2): 289; 323, fig. 24 a–c [not *Bradysia reticulata* (LENGERSDORF, 1939)].

**Etymology:** The name 'sulcicornis', an adjective, refers to the lattice-like furrowed basal portion of flagellomeres of the antenna (Latin: 'sulcus' = furrow; 'cornu' = antenna).

**4. Genus Dolichosciara TUOMIKOSKI, 1960** (Diptera: Sciaridae). MENZEL & MOHRIG (2000) proposed a subgeneric concept for the genus *Phytosciara* FREY, 1942 on the basis of morphological studies, which treated the three subgenera *Dolichosciara* TUOMIKOSKI, 1960, *Phytosciara* FREY, 1942 s. str. and *Prosciara* FREY, 1942 as congeneric. The genetic studies of SHIN et al. (2013) and subsequently published results of other authors showed – without inclusion of *Phytosciara* s. str. – that *Dolichosciara* and *Prosciara* are separate lineages. Therefore *Dolichosciara* TUOMIKOSKI, 1960 and *Phytosciara* FREY, 1942 sensu lato (which includes both subgenera *Phytosciara* FREY s. str. + *Prosciara* FREY) are here treated as different genera. Consequently, fourteen 'Phytosciara' species described by WERNER MOHRIG and co-authors are here placed in the genus *Dolichosciara* TUOMIKOSKI, 1960, as new combinations (see checklist).

**5. Genera Keilbachia MOHRIG, 1987 and Corynoptera WINNERTZ, 1867** (Diptera: Sciaridae). *Corynoptera paucipalpa* (MOHRIG & RÖSCHMANN, 2004) **comb. nov.** from the Dominican Republic was erroneously described in the genus *Keilbachia* MOHRIG (compare MOHRIG et al. (2004): 303, fig. 43 a–e). However, the examined holotype possesses all the characters that are typical for the *Corynoptera parvula* group sensu MENZEL & MOHRIG (2000: 217): small species with short legs and thickened fore tibia; fore tibia without spinose setae in the basic vestiture; apex of fore tibia with a denser patch of coarse bristles; palpus with three very short segments; first palpomere with one bristle only and with small sensory pit; scutellum with 2 long bristles; male genital with very short, broad gonocoxites and membranous tegmen; gonostylus elongated-oval, mesially shallowly hollowed and in the middle with a long megaseta; apex of gonostylus narrowly rounded, sparsely bristled, without tooth and subapically with 3 short, hyaline megasetae. For the reasons given above this species is here placed in the genus *Corynoptera* WINNERTZ, and consequently the genus *Keilbachia* MOHRIG does not occur in the Neotropical realm.

## CECIDOMYIIDAE

### **Aprionus KIEFFER, 1894**

*laevis* MOHRIG, 1967 – PAL

*longisetus* MOHRIG, 1967 – PAL

### **Neurolyga RONDANI, 1840**

= *Microcordylomyia* MAMAEV & MOHRIG, 1975  
*degenerans* (MAMAEV & MOHRIG, 1975) – PAL

### **Polyardis PRITCHARD 1947**

*silvalis* (RONDANI, 1840) – NEA/PAL

= *micropterus* (MAMAEV & MOHRIG, 1975) – PAL

### **Winnertzia RONDANI, 1860**

*discreta* MOHRIG & MAMAEV, 1970 – PAL

## SCIARIDAE

### **Acuatella MOHRIG, 2003**

*vestituda* MOHRIG, 2003 – NEO

### **Aerumnosa MOHRIG, 1999**

*furcillata* MOHRIG, 1999 – AUS

*noctinigra* MOHRIG, 1999 – AUS

*nocturna* MOHRIG, 1999 – AUS

*perfidia* MOHRIG, 1999 – AUS

*rhinocerata* MOHRIG, 1999 – AUS

*trichovenosa* MOHRIG, 1999 – AUS

### **Archicratyna MOHRIG, 2005**

*arcana* MOHRIG & RÖSCHMANN, 2005 – FOS

*subarcana* MOHRIG & RÖSCHMANN, 2005 – FOS

*trichoarcana* MOHRIG & RÖSCHMANN, 2005 – FOS

*zimbabwensis* MOHRIG & RÖSCHMANN, 2005 – AET

### **Austroscliara SCHMITZ & MjöBERG, 1924**

*heterospinata* MOHRIG, KAUSCHKE & BROADLEY, 2018  
– AUS

*kalliesi* MOHRIG, KAUSCHKE & BROADLEY, 2018 – AUS

*multispinulata* MOHRIG, KAUSCHKE & BROADLEY, 2018  
– AUS

*pedibusa* MOHRIG, KAUSCHKE & HELLER, 2017 – AUS

*stockerae* MOHRIG, KAUSCHKE & BROADLEY, 2018 – AUS

*trichovenosa* MOHRIG, KAUSCHKE & BROADLEY, 2018  
– AUS

### **Bradysia WINNERTZ, 1867 sensu lato**

*acerba* MOHRIG & RÖSCHMANN, 2004 [*B. hilaris* group]  
– NEO

*acerpontia* MENZEL & MOHRIG, 1991 [*B. angustipennis* group] – PAL

*aequispina* VILKAMAA, HIPPA & MOHRIG, 2012 [*B. tili-*  
*cola* group] – AUS

*albochaeta* MOHRIG & MAMAEV, 1985 [*B. tili-*  
*cola* group] – PAL



- alutacea* MOHRIG & DIMITROVA, 1993 [*B. hilaris* group] – PAL
- amurensis* MOHRIG & MAMAIEV, 1979 [*B. giraudii* group] – PAL
- angustipennis* WINNERTZ, 1867 [*B. angustipennis* group] – PAL  
= *campestris* MOHRIG & MAMAIEV, 1970 [*B. angustipennis* group] – PAL
- angustocularis* MOHRIG & KRIVOSHEINA, 1989 [*B. fungicola* group] – PAL  
= *luteocoxa* MOHRIG & KRIVOSHEINA, 1989 [*B. fungicola* group] – PAL
- angustopalpa* MOHRIG, 2016 [unplaced] – AUS
- antehilaris* MOHRIG & MAMAIEV, 1983 [*B. hilaris* group] – PAL
- antiqua* MOHRIG & RÖSCHMANN, 2005 [unplaced] – FOS
- arcana* MENZEL & MOHRIG, 1998 [*B. tilicola* group] – PAL
- aspera* MOHRIG, 2016 [? *B. fungicola* group] – AUS
- atracornea* MOHRIG & MENZEL, 1992 [*B. fungicola* group] – PAL
- atrорubens* MOHRIG, 1994 [*B. angustipennis* group] – PAL
- atropina* MOHRIG, 1994 [*B. tilicola* group] – PAL
- barbarossae* MOHRIG & MAMAIEV, 1970 [*B. angustipennis* group] – PAL
- beata* MOHRIG, 2016 [? *B. hilaris* group] – AUS
- bellingeri* SHAW, 1953 [*B. fungicola* group] – NEA/PAL  
= *trispinifera* MOHRIG & KRIVOSHEINA, 1979 [*B. fungicola* group] – PAL
- bellstedti* MENZEL & MOHRIG, 1998 [*B. fungicola* group] – PAL [new name for the preoccupied name *B. procera* MOHRIG & MENZEL, 1990]  
= *procera* MOHRIG & MENZEL, 1990 [*B. fungicola* group] – PAL [preocc.; not *B. procera* (WINNERTZ, 1868) – PAL]
- bilobata* MOHRIG & KOZÁNEK, 1992 [*B. pallipes* group] – PAL
- bishopi* STEFFAN, 1973 [*B. hilaris* group] – AET/AUS/NEO/ORI  
= *centidens* VILKAMAA, HIPPA & MOHRIG, 2012 [*B. hilaris* group] – AUS  
= *mutuata* MOHRIG, 2016 [*B. hilaris* group] – AUS
- bispinifera* MOHRIG & KRIVOSHEINA, 1983 [*B. hilaris* group] – PAL
- brachyflagellata* MOHRIG & KAUSCHKE, 1994 [*B. hilaris* group] – PAL
- brachystyla* MOHRIG & MAMAIEV, 1989 [*B. fungicola* group] – PAL
- breviallata* MOHRIG & MENZEL, 1992 [*B. rufescens* group] – PAL
- browni* (SHAW, 1935) [*B. nervosa* group] – NEA/NEO/PAL  
= *latistylia* MOHRIG & MAMAIEV, 1983 [*B. nervosa* group] – PAL  
= *laurencei* MENZEL & MOHRIG, 2000 [*B. nervosa* group] – PAL
- bulbigera* MOHRIG & KAUSCHKE, 1994 [*B. tilicola* group] – PAL
- bullata* MOHRIG, 2016 [? *B. hilaris* group] – AUS
- carinifera* MENZEL & MOHRIG **nom. nov.** [*B. luctifica* group] – AUS [new name for the preoccupied name *B. robusta* MOHRIG, 2016]  
= *robusta* MOHRIG, 2016 [*B. luctifica* group] – AUS [preocc.; not *B. robusta* (LENGERSDORF, 1926) = *B. strigata* (STAEGER, 1840) – PAL]
- cauta* MOHRIG & RÖSCHMANN, 2004 [unplaced] – NEO
- cavernicola* MOHRIG & ECKERT, 1999 [*B. tilicola* group] – PAL
- chloroantennata* MOHRIG, KAUSCHKE & BROADLEY, 2018 [*B. hilaris* group] – AUS
- chlorocornea* MOHRIG & MENZEL, 1992 [*B. fungicola* group] – PAL
- ciliocera* MOHRIG & RÖSCHMANN, 2004 [*B. hilaris* group] – NEO
- circumfilata* MOHRIG, 2016 [? *B. hilaris* group] – AUS
- clara* MOHRIG & RÖSCHMANN, 2004 [*B. hilaris* group] – NEO
- clavistylis* VILKAMAA, HIPPA & MOHRIG, 2012 [*B. tilicola* group] – AUS
- cohilaris* MOHRIG & KRIVOSHEINA, 1986 [*B. hilaris* group] – PAL
- compacta* MOHRIG & MENZEL, 1993 [*B. pallipes* group] – PAL
- conspersa* MOHRIG & DIMITROVA, 1993 [*B. hilaris* group] – PAL
- crassicera* MOHRIG & RÖSCHMANN, 2004 [*B. pallipes* group] – NEO
- crassicornis* (SKUSE, 1890) [*B. fungicola* group] – AUS  
= *aspercera* MOHRIG, 2016 [*B. fungicola* group] – AUS
- credula* MOHRIG, 2016 [unplaced] – AUS
- crinita* MOHRIG & HÖVEMEYER, 1992 [*B. praecox* group] – PAL
- cristata* MOHRIG, 2016 [? *B. hilaris* group] – AUS
- cuspidalis* MENZEL & MOHRIG, 1991 [*B. angustipennis* group] – PAL
- delectabilis* MOHRIG & MENZEL, 1992 [*B. hilaris* group] – PAL
- dilucida* MOHRIG, 2003 [unplaced] – NEO
- dimidiata* MOHRIG & RÖSCHMANN, 2005 [unplaced] – FOS
- disopsis* MOHRIG & MAMAIEV, 1970 [unplaced] – PAL
- diversispina* MOHRIG & BLASCO-ZUMETA, 1996 [*B. pallipes* group] – PAL
- elobata* MOHRIG, 1994 [*B. pallipes* group] – PAL
- entraqueensis* MOHRIG & RÖSCHMANN, 1993 [*B. alpicola* group] – PAL
- excelsa* MENZEL & MOHRIG, 1998 [*B. fungicola* group] – PAL
- exoleta* MOHRIG & RÖSCHMANN, 2005 [unplaced] – FOS
- fantula* MOHRIG, 2016 [*B. hilaris* group] – AUS
- fenestralis* (ZETTERSTEDT, 1838) [*B. tilicola* group] – NEA/PAL  
= *bulbostyla* MOHRIG & MENZEL, 1990 [*B. tilicola* group] – PAL

- filigera* VILKAMAA, HIPPA & MOHRIG, 2012 [*B. hilaris* group] – AUS
- fimbriata* MOHRIG, 1987 [*B. procera* group] – PAL
- flaveola* MOHRIG, 2016 [*B. hilaris* group] – AUS
- flavocristata* MOHRIG, 2016 [? *B. hilaris* group] – AUS
- floribunda* MOHRIG, 2003 [unplaced] – NEO
- florida* MOHRIG, 1987 [*B. fungicola* group] – PAL
- fugaca* MOHRIG & MAMAEV, 1989 [*B. fungicola* group] – PAL
- fuscovirgata* MOHRIG, KAUSCHKE & BROADLEY, 2018 [? *B. hilaris* group] – AUS
- gemellata* VILKAMAA, HIPPA & MOHRIG, 2012 [*B. hilaris* group] – AUS
- gibbosa* VILKAMAA, HIPPA & MOHRIG, 2012 [*B. gibbosa* group] – AUS
- helleri* MENZEL & MOHRIG, 1998 [*B. pallipes* group] – PAL  
[new name for the preoccupied name *B. subbrunnipes* MOHRIG & HELLER, 1992]  
= *subbrunnipes* MOHRIG & HELLER, 1992 [*B. pallipes* group] – PAL [preocc.; not *B. subbrunnipes* (EDWARDS, 1933) – ORI]
- heydemanni* (LENGERSDORF, 1955) [*B. pallipes* group] – PAL  
= *submontana* (MOHRIG, 1985) [*B. pallipes* group] – PAL
- hirsutisetata* MOHRIG & KRIVOSHEINA, 1989 [*B. hilaris* group] – PAL
- hortulana* MOHRIG & MAMAEV, 1989 [*B. hilaris* group] – PAL
- hyalichaeta* MOHRIG & KRIVOSHEINA, 1989 [*B. tilicola* group] – PAL
- inaequispina* MOHRIG, 2016 [*B. fungicola* group] – AUS
- incidera* MOHRIG, 2003 [unplaced] – NEO
- incohata* MOHRIG, 2016 [*B. fungicola* group] – AUS
- individua* MOHRIG & KRIVOSHEINA, 1985 [*B. alpicola* group] – PAL  
= *antemorio* MOHRIG & MAMAEV, 1985 [*B. alpicola* group] – PAL
- inversa* MOHRIG & MENZEL, 1993 [*B. pallipes* group] – PAL
- laboriosa* MOHRIG, 1999 [*B. lobata* group] – PAL
- lembkei* MOHRIG & MENZEL, 1990 [*B. angustipennis* group] – PAL
- leucopezata* MOHRIG & MAMAEV, 1989 [*B. praecox* group] – PAL
- lilienthalae* MOHRIG & MENZEL, 1990 [*B. angustipennis* group] – PAL
- longicauda* MOHRIG & MENZEL, 1990 [*B. praecox* group] – PAL
- longioculosa* MOHRIG & RÖSCHMANN, 2004 [unplaced] – NEO
- longispina* MOHRIG & MAMAEV, 1989 [*B. angustipennis* group] – PAL
- longistylia* MOHRIG & KRIVOSHEINA, 1982 [*B. dolosa* group] – PAL  
= *longistyla* MOHRIG & KRIVOSHEINA, 1989 [*B. dolosa* group] – PAL
- loricata* MOHRIG & KRIVOSHEINA, 1987 [*B. rufescens* group] – PAL
- loriculata* MOHRIG, 1985 [*B. rufescens* group] – PAL
- loudoni* MOHRIG, KAUSCHKE & BROADLEY, 2018 [unplaced] – AUS
- lucichaeta* MOHRIG & KRIVOSHEINA, 1989 [*B. tilicola* group] – PAL
- lucida* MOHRIG & MAMAEV, 1989 [*B. tilicola* group] – PAL  
= *pseudodalmatina* MOHRIG & RÖSCHMANN, 1993 [*B. tilicola* group] – PAL
- luctifica* (SKUSE, 1888) [*B. luctifica* group] – AUS/ORI  
= *planistylata* VILKAMAA, HIPPA & MOHRIG, 2012 [*B. luctifica* group] – AUS
- lutaria* (WINNERTZ, 1869) [*B. pallipes* group] – PAL  
= *postbicolor* MOHRIG & KRIVOSHEINA, 1983 [*B. pallipes* group] – PAL
- luteicauda* MOHRIG & MAMAEV, 1989 [*B. angustipennis* group] – PAL
- luteolineata* MOHRIG & KRIVOSHEINA, 1989 [*B. hilaris* group] – PAL
- macrotrichata* MOHRIG, KAUSCHKE & BROADLEY, 2018 [unplaced] – AUS
- maggiaensis* MOHRIG & RÖSCHMANN, 1994 [*B. fungicola* group] – PAL
- magnifica* MOHRIG & MENZEL, 1993 [*B. pallipes* group] – PAL [new name for the preoccupied name *B. melanura* (MOHRIG & KRIVOSHEINA, 1983)]  
= *melanura* (MOHRIG & KRIVOSHEINA, 1983) [*B. pallipes* group] – PAL [preocc.; not *B. melanura* MOHRIG & MAMAEV, 1982 – PAL]
- mediterranea* MOHRIG & MENZEL, 1992 [*B. tilicola* group] – PAL
- megahypopygialis* MOHRIG, 2016 [*B. hilaris* group] – AUS
- meigeni* (RÜBSAAMEN, 1894) [*B. angustostylata* group] – PAL  
= *flavohalterata* MOHRIG & MENZEL, 1990 [*B. angustostylata* group] – PAL
- melaina* MOHRIG & KRIVOSHEINA, 1989 [*B. hilaris* group] – PAL
- melanota* MOHRIG & MAMAEV, 1989 [*B. alpicola* group] – ORI/PAL
- melanura* MOHRIG & MAMAEV, 1982 [*B. melanura* group] – PAL
- melina* VILKAMAA, HIPPA & MOHRIG, 2012 [*B. fungicola* group] – AUS
- mellea* MOHRIG & RÖSCHMANN, 2004 [*B. pararufescens* group] – NEO
- microdentata* MOHRIG, 2016 [*B. hilaris* group] – AUS
- microspina* MOHRIG & KRIVOSHEINA, 1989 [*B. tilicola* group] – PAL
- minima* MOHRIG & MAMAEV, 1989 [*B. hilaris* group] – PAL
- minutissima* MOHRIG & MAMAEV, 1989 [*B. angustipennis* group] – PAL
- neoreflexa* MOHRIG & RÖSCHMANN, 1996 [*B. pallipes* group] – PAL
- nicolae* MOHRIG & HELLER, 1992 [*B. tilicola* group] – PAL

- nigroantennata* MOHRIG, KAUSCHKE & BROADLEY, 2018 [? *B. angustipennis* group] – AUS
- nigrochaeta* MOHRIG & KRIVOSHEINA, 1989 [*B. fungicola* group] – PAL
- nitida* MOHRIG & MAMAEV, 1989 [*B. fungicola* group] – PAL
- nomica* MOHRIG & RÖSCHMANN, 1996 [*B. tilicola* group] – PAL
- novaeseelandiae* KÖHLER & MOHRIG, 2016 [*B. hilaris* group] – AUS
- nudilobata* VILKAMAA, HIPPA & MOHRIG, 2012 [*B. fungicola* group] – AUS
- obnoxia* MOHRIG, 2016 [*B. hilaris* group] – AUS
- obscurihalterata* MENZEL & MOHRIG **nom. nov.** [*B. fungicola* group] – AUS [new name for the preoccupied name *B. quinquespina* MOHRIG, 2016]  
= *quinquespina* MOHRIG, 2016 [*B. fungicola* group] – AUS [preocc.; not *B. quinquespina* YANG, ZHANG & YANG, 1993 – ORI]
- obtusa* MOHRIG & RÖSCHMANN, 2004 [*B. tilicola* group] – NEO
- oculosa* MOHRIG & RÖSCHMANN, 2004 [unplaced] – NEO
- pallidipes* MOHRIG & MAMAEV, 1989 [*B. hilaris* group] – PAL
- paralobata* MOHRIG & MAMAEV, 1989 [*B. lobata* group] – PAL
- parareflexa* MOHRIG, KAUSCHKE & BROADLEY, 2018 [*B. pallipes* group] – AUS
- pararufescens* MOHRIG & RÖSCHMANN, 2004 [*B. pararufescens* group] – NEO
- paucidens* VILKAMAA, HIPPA & MOHRIG, 2012 [*B. hilaris* group] – AUS
- pectoralis* (STAEGER, 1840) [*B. fungicola* group] – ORI/PAL  
= *castanea* MOHRIG & MENZEL, 1990 [*B. fungicola* group] – PAL
- pellistyla* MOHRIG, 2016 [*B. fungicola* group] – AUS
- perfrigida* MOHRIG, 2016 [*B. fungicola* group] – AUS
- pictipes* (SKUSE, 1888) [*B. hilaris* group] – AUS  
= *seticornis* VILKAMAA, HIPPA & MOHRIG, 2012 [*B. hilaris* group] – AUS
- posthilaris* MOHRIG & MAMAEV, 1982 [*B. hilaris* group] – PAL
- postlobata* MOHRIG & MAMAEV, 1989 [*B. lobata* group] – PAL
- postrufescens* MOHRIG & MENZEL, 1990 [*B. angustipennis* group] – PAL
- praebullata* MOHRIG, 2016 [? *B. hilaris* group] – AUS
- praehilaris* MOHRIG & MAMAEV, 1982 [*B. hilaris* group] – PAL
- praemonticola* MOHRIG & KRIVOSHEINA, 1989 [*B. fungicola* group] – PAL
- praemorio* MOHRIG & MAMAEV, 1985 [*B. alpicola* group] – PAL
- praepaupera* MOHRIG & KRIVOSHEINA, 1989 [*B. tilicola* group] – PAL
- procera* (WINNERTZ, 1868) [*B. procera* group] – PAL  
= *neofusca* (MOHRIG & KRIVOSHEINA, 1982) [*B. procera* group] – PAL
- profunda* MOHRIG & KRIVOSHEINA, 1989 [*B. alpicola* group] – PAL
- promissa* MOHRIG & RÖSCHMANN, 1999 [*B. nervosa* group] – PAL
- protohilaris* MOHRIG & KRIVOSHEINA, 1983 [*B. hilaris* group] – PAL
- pseudocampestris* MOHRIG, 1978 [*B. fungicola* group] – PAL
- pseudohilaris* MOHRIG & KRIVOSHEINA, 1983 [*B. hilaris* group] – PAL
- pseudopolonica* MOHRIG & RÖSCHMANN, 1994 [*B. polonica* group] – PAL
- rubrascuta* MOHRIG & MAMAEV, 1982 [*B. polonica* group] – PAL
- ruginosa* MOHRIG, 1994 [*B. angustipennis* group] – PAL
- sachalinensis* MOHRIG & KRIVOSHEINA, 1989 [*B. fallaciosa* group] – PAL
- saetibullata* MOHRIG, 2016 [*B. hilaris* group] – AUS
- santorina* MOHRIG & MENZEL, 1992 [*B. pallipes* group] – PAL
- sauteri* MENZEL & MOHRIG, 1991 [*B. semirufescens* group] – ORI
- scabricornis* TUOMIKOSKI, 1960 [*B. fungicola* group] – NEA/PAL  
= *subscabricornis* MOHRIG & MENZEL, 1990 [*B. fungicola* group] – PAL
- semicristata* MOHRIG, 2016 [? *B. hilaris* group] – AUS
- semihilaris* MOHRIG & KRIVOSHEINA, 1983 [*B. fungicola* group] – ORI/PAL
- semirufescens* MOHRIG, 1999 [*B. semirufescens* group] – PAL
- sicelidis* MOHRIG & MENZEL, 1993 [*B. pallipes* group] – PAL
- spicotegmata* MOHRIG, 2016 [*B. angustostylata* group] – AUS
- spinea* MOHRIG & RÖSCHMANN, 2004 [*B. hilaris* group] – NEO
- spinostyla* MOHRIG & MENZEL, 1990 [*B. fungicola* group] – PAL
- spissa* VILKAMAA, HIPPA & MOHRIG, 2012 [*B. fungicola* group] – AUS
- splendida* MOHRIG & KRIVOSHEINA, 1989 [*B. tilicola* group] – PAL
- stricta* VILKAMAA, HIPPA & MOHRIG, 2012 [*B. angustipennis* group] – AUS
- stupenda* MOHRIG, 1999 [*B. hilaris* group] – PAL
- subaffinis* MOHRIG & KRIVOSHEINA, 1989 [*B. fungicola* group] – ORI/PAL
- subamoena* MOHRIG & KRIVOSHEINA, 1989 [*B. tilicola* group] – PAL
- subangustata* MOHRIG & KRIVOSHEINA, 1989 [*B. fungicola* group] – PAL
- subaprica* MOHRIG & KRIVOSHEINA, 1989 [*B. fungicola* group] – PAL
- subbetuleti* MOHRIG & KRIVOSHEINA, 1989 [*B. nervosa* group] – PAL
- subbullata* MOHRIG, 2016 [? *B. hilaris* group] – AUS



*subconfinis* MOHRIG & MAMAEV, 1985 [*B. rufescens* group] – PAL  
*subcristata* MOHRIG, 2016 [? *B. hilaris* group] – AUS  
*subfungicola* MOHRIG & KRIVOSHEINA, 1989 [*B. fungicola* group] – PAL  
*subgiraudi* MOHRIG & MENZEL, 1990 [*B. giraudii* group] – PAL  
*subhilaris* MOHRIG & MAMAEV, 1982 [*B. hilaris* group] – PAL  
*subiridipennis* MOHRIG & MENZEL, 1992 [*B. praecox* group] – PAL  
*submoesta* MOHRIG & KRIVOSHEINA, 1989 [*B. pallipes* group] – PAL  
*submonticola* MOHRIG & MAMAEV, 1989 [*B. fungicola* group] – PAL  
*submorio* MOHRIG & KRIVOSHEINA, 1983 [*B. alpicola* group] – PAL  
*subpallidipes* MOHRIG & MENZEL, 1992 [*B. hilaris* group] – PAL  
*subrufescens* MOHRIG & KRIVOSHEINA, 1989 [*B. angustipennis* group] – PAL  
*subsantorina* MOHRIG & KAUSCHKE, 1997 [*B. pallipes* group] – PAL  
*subspinea* MOHRIG & RÖSCHMANN, 2004 [*B. hilaris* group] – NEO  
*subvernalis* MOHRIG & HELLER, 1992 [*B. praecox* group] – PAL  
*sulcornis* MENZEL & MOHRIG **nom. nov.** [*B. hilaris* group] – NEO [new name for the preoccupied name *B. reticulata* MOHRIG & RÖSCHMANN, 2004]  
 = *reticulata* MOHRIG & RÖSCHMANN, 2004 [*B. hilaris* group] – NEO [preocc.; not *B. reticulata* (LENGERSDORF, 1939) – AET]  
*suspecta* MOHRIG, 2016 [unplaced] – AUS  
*tenuicauda* MOHRIG & MENZEL, 1990 [*B. praecox* group] – PAL  
*tenuitegmenta* MOHRIG, 2016 [? *B. hilaris* group] – AUS  
*tobiasi* MENZEL & MOHRIG, 2000 [*B. fungicola* group] – PAL [new name for the preoccupied name *B. longiseta* MOHRIG & MAMAEV, 1989]  
 = *longiseta* MOHRIG & MAMAEV, 1989 [*B. fungicola* group] – PAL [preocc.; not *B. longiseta* YANG & ZHANG, 1987 – PAL]  
*trispinea* MOHRIG, 2016 [*B. fungicola* group] – AUS  
*tumulta* MOHRIG, 2003 [unplaced] – NEO  
*turgida* MOHRIG & RÖSCHMANN, 2004 [? *B. hilaris* group] – NEO  
*urticae* MOHRIG & MENZEL, 1992 [*B. tilicola* group] – PAL  
*validolobata* MOHRIG, 2003 [unplaced] – NEO  
*validospina* MOHRIG, 2016 [*B. hilaris* group] – AUS  
*variopalpa* MOHRIG & BLASCO-ZUMETA, 1996 [*B. angustipennis* group] – PAL  
*venusta* MOHRIG, 2016 [*B. hilaris* group] – AUS  
*violenta* MOHRIG, 2016 [*B. hilaris* group] – AUS  
*xenoreflexa* MOHRIG & MENZEL, 1993 [*B. pallipes* group] – PAL  
*zetterstedti* MOHRIG & MENZEL, 1993 [*B. melanura* group] – PAL

**Bradysiopsis TUOMIKOSKI, 1960**

*dearmata* (MOHRIG & KRIVOSHEINA, 1987) [*Br. dearmata* group] – PAL  
*disjuncta* (MOHRIG & MAMAEV, 1970) [*Br. disjuncta* group] – PAL  
*postvittigera* MOHRIG & KAUSCHKE, 2016 [*Br. vittata* group] – NEA  
*praevittata* MOHRIG & KAUSCHKE, 2016 [*Br. vittata* group] – NEA  
*praevittigera* MOHRIG & KAUSCHKE, 2016 [*Br. vittata* group] – NEA  
*repentina* MOHRIG & RÖSCHMANN, 2005 [unplaced] – FOS  
*sordida* (MOHRIG, 1999) [*Br. dearmata* group] – PAL  
*subvittigera* MOHRIG & KAUSCHKE, 2016 [*Br. vittata* group] – NEA

**Camptochaeta HIPPA & VILKAMAA, 1994**

*abnormalis* MOHRIG & KAUSCHKE, 2017 – NEA  
*anceps* VILKAMAA & MOHRIG, 2013 – PAL  
*bournei* (SHAW, 1941) – NEA/PAL  
 = *subvivax* (MOHRIG, 1985) – PAL  
*camptochaetosa* MOHRIG & KAUSCHKE, 2017 – NEA  
*desideralis* (MOHRIG & KRIVOSHEINA, 1985) – PAL  
*grimaldii* MOHRIG & RULIK, 2017 – NEA  
*jeskei* (MOHRIG & RÖSCHMANN, 1993) – PAL  
*multispina* MOHRIG & KAUSCHKE, 2017 – NEA  
*orthochoeta* VILKAMAA & MOHRIG, 2013 – PAL  
*praexystica* MOHRIG & KAUSCHKE, 2017 – NEA  
*subcamptochaeta* (MOHRIG, 1992) – PAL  
*subxystica* MOHRIG & KAUSCHKE, 2017 – NEA  
*tenuipalpalis* (MOHRIG & ANTONOVA, 1978) – ORI/PAL  
*truncata* VILKAMAA & MOHRIG, 2013 – PAL  
*uniformis* (MOHRIG & MENZEL, 1990) – NEA/PAL  
*unispina* MOHRIG & KAUSCHKE, 2017 – NEA

**Cesathrix KOÇAK & HÜSEYİNOĞLU, 2008**

[new name for the preoccupied name *Pterothrix* MOHRIG, 2003]  
 = *Pterothrix* MOHRIG, 2003 [preocc.; not *Pterothrix* RAGONOT, 1818 (Lepidoptera); not *Pterothrix* NEES, 1834 (Hymenoptera); not *Pterothrix* CHAMBERLEIN, 1919 (Vermes)]  
*capillosa* (MOHRIG, 2003) – NEO  
*piliata* (MOHRIG, 2003) – NEO

**Chaetosciara FREY, 1942**

*gilva* MOHRIG & RÖSCHMANN, 2004 – NEO  
*ingrata* MOHRIG, 1999 – AUS  
*obsoleta* MOHRIG & RÖSCHMANN, 2005 – FOS  
*recondita* MOHRIG & KAUSCHKE, 2017 – AUS  
*recta* MOHRIG, 1999 – AUS  
*solutospina* MOHRIG, 2003 – NEO  
*umbalis* MOHRIG & KRIVOSHEINA, 1990 – PAL

**Chiasmata MOHRIG, 2016**

*dubioproterva* MOHRIG, 2016 – AUS

**Claustropyga HIPPA, VILKAMAA & MOHRIG, 2003**

*acanthostyla* (TUOMIKOSKI, 1960) – NEA/PAL  
 = *elizabethae* HIPPA, VILKAMAA & MOHRIG, 2003  
 – NEA  
*aperta* HIPPA, VILKAMAA & MOHRIG, 2003 – NEA/PAL  
*auriculata* HIPPA, VILKAMAA & MOHRIG, 2003 – NEA/  
 PAL  
*brevichaeta* (MOHRIG & ANTONOVA, 1978) – PAL  
*corticis* (MOHRIG & ANTONOVA, 1978) – PAL  
*ctenophora* HIPPA, VILKAMAA & MOHRIG, 2003 – PAL  
*janetscheki* (MOHRIG & RÖSCHMANN, 1993) – PAL  
*obtusidens* HIPPA, VILKAMAA & MOHRIG, 2003 – NEA/  
 PAL  
*postbrevichaeta* MOHRIG & KAUSCHKE, 2017 – NEA  
*sajanica* (MOHRIG & ANTONOVA, 1978) – PAL  
*simplicis* HIPPA, VILKAMAA & MOHRIG, 2003 – NEA  
*subbrevichaeta* MOHRIG & KAUSCHKE, 2017 – NEA  
*subcorticis* (MOHRIG & KRIVOSHEINA, 1985) – NEA/PAL  
*tumida* HIPPA, VILKAMAA & MOHRIG, 2003 – PAL

**Corynoptera WINNERTZ, 1867 sensu lato**

*abducera* MOHRIG & RULIK, 1999 [*C. membranigera*  
 group] – PAL  
*acantharia* MOHRIG & RÖSCHMANN, 1993 [*C. acantharia*  
 group] – PAL  
*acerrima* MOHRIG & DIMITROVA, 1992 [*C. acerrima*  
 group] – PAL  
*acuminata* MOHRIG & DIMITROVA, 1992 [*C. parvula*  
 group] – ORI/PAL  
*aggregata* KÖHLER & MOHRIG, 2016 [*C. basisetosa* group]  
 – AUS  
*alpina* MOHRIG, 1978 [*C. crassistylata* group] – NEA/PAL  
*alticola* (KIEFFER, 1919) [*C. flavicauda* group] – PAL  
 = *postpiniphila* MOHRIG & MAMAIEV, 1992 [*C. flavi-*  
*cauda* group] – PAL  
 = *praepiniphila* MOHRIG & DIMITROVA, 1992  
 [*C. flavicauda* group] – PAL  
*anae* MOHRIG & HELLER, 1992 [*C. subtilis* group] – PAL  
*ancylospina* MOHRIG, 1999 [*C. ancylospina* group] – AUS  
*antespinifera* MOHRIG, 1987 [*C. spinifera* group] – ORI/  
 PAL  
*applanata* MOHRIG & DIMITROVA, 1992 [*C. subtilis*  
 group] – PAL  
*apulienensis* MOHRIG & KAUSCHKE, 1994 [*C. parvula*  
 group] – PAL  
*basisetosa* MOHRIG, 1999 [*C. basisetosa* group] – AUS  
*bernardoensis* MOHRIG & RÖSCHMANN, 1993 [*C. flavi-*  
*cauda* group] – PAL  
*bipartita* MOHRIG & KRIVOSHEINA, 1985 [*C. subtilis*  
 group] – PAL  
 = *bisulca* MOHRIG & MAMAIEV, 1987 [*C. subtilis*  
 group] – PAL  
*bispinulosa* MOHRIG & DIMITROVA, 1992 [*C. forcipata*  
 group] – PAL  
*breviformis* MOHRIG & KRIVOSHEINA, 1983 [*C. subtilis*  
 group] – PAL  
*bulgarica* MOHRIG & MAMAIEV, 1992 [*C. parvula* group]  
 – PAL

*catrinjaschhofae* KÖHLER & MOHRIG, 2016 [*C. ancylo-*  
*spina* group] – AUS  
*caustica* MOHRIG & RÖSCHMANN, 1996 [unplaced] – PAL  
*cavipes* MOHRIG, 1993 [*C. concinna* group] – PAL  
*chaetospina* MOHRIG & RÖSCHMANN, 1996 [unplaced]  
 – PAL  
*christinae* MOHRIG & KRIVOSHEINA, 1982 [*C. forcipata*  
 group] – PAL  
*cinninata* MOHRIG & BLASCO-ZUMETA, 1996  
 [*C. boletiphaga* group] – PAL  
*concinna* (WINNERTZ, 1867) [*C. concinna* group] – AUS/  
 PAL  
 = *semiconcinna* MOHRIG & KRIVOSHEINA, 1985  
 [*C. concinna* group] – PAL  
*confirmata* MOHRIG, 1985 [*C. subtilis* group] – PAL  
*connochaeta* MOHRIG & KRIVOSHEINA, 1983 [*C. concinna*  
 group] – PAL  
*contusa* MOHRIG, 1994 [*C. boletiphaga* group] – PAL  
*coronosspina* MOHRIG, 1999 [*C. ancylospina* group] – AUS  
*cowanorum* MOHRIG, 1999 [*C. ancylospina* group] – AUS  
*curvata* MOHRIG & MAMAIEV, 1987 [*C. crassistylata*  
 group] – PAL  
*densisetosa* MOHRIG, 1999 [*C. basisetosa* group] – AUS  
*densospica* MOHRIG, 1999 [*C. harrisi* group] – AUS  
*dentatula* MOHRIG & KRIVOSHEINA, 1983 [*C. parvula*  
 group] – PAL  
*didymistyla* MOHRIG, 1999 [*C. basisetosa* group] – AUS  
*disporata* MOHRIG, 1994 [*C. parvula* group] – PAL  
*diversicalcaria* MOHRIG, 2004 [unplaced] – AUS/ORI  
*dividospica* MOHRIG, 1999 [*C. harrisi* group] – AUS  
*evenhuisi* RÖSCHMANN & MOHRIG, 1995 [unplaced] –  
 FOS [new name for the preoccupied name *S. difficilis*  
 (MEUNIER, 1904)]  
 = *difficilis* (MEUNIER, 1904) [unplaced] – FOS  
 [preocc.; not *S. difficilis* GRZEGORZEK, 1884 – PAL]  
*expressospina* MOHRIG, 1999 [*C. ancylospina* group]  
 – AUS  
*facticia* MOHRIG, 1999 [*C. nigrospina* group] – AUS  
*filisetosa* MOHRIG, 1999 [*C. basisetosa* group] – AUS  
*filispica* MOHRIG, 1999 [*C. harrisi* group] – AUS  
*flavicoxa* MOHRIG & MAMAIEV, 1992 [*C. forcipata* group]  
 – PAL  
*francescae* MOHRIG & KAUSCHKE, 1994 [*C. boletiphaga*  
 group] – PAL  
*furcifera* MOHRIG & MAMAIEV, 1987 [*C. boletiphaga*  
 group] – PAL  
*fuscispica* MOHRIG, 1999 [*C. harrisi* group] – AUS  
*grothae* MOHRIG & MENZEL, 1990 [*C. subtilis* group]  
 – PAL  
*hemiacantha* MOHRIG & MAMAIEV, 1992 [*C. membra-*  
*nigera* group] – PAL  
*hemisetosa* MOHRIG, 1999 [*C. basisetosa* group] – AUS  
*ignorata* MOHRIG & FROESE, 1992 [*C. parvula* group]  
 – PAL  
*iocosa* MOHRIG & RÖSCHMANN, 2005 [unplaced] – FOS  
*ioculatoria* MOHRIG, 1999 [*C. crassistylata* group]  
 – PAL

- irmgardis* (LENGERSDORF, 1930) [*C. subtilis* group] – PAL  
 = *spungisi* MOHRIG & KRIVOSHEINA, 1985 [*C. subtilis* group] – PAL
- karlkulbei* MOHRIG & RÖSCHMANN, 1996 [unplaced] – PAL
- koenigsbergiensis* MOHRIG & RÖSCHMANN, 1994 [unplaced] – FOS
- latistylata* (HARDY, 1956) [*C. parvula* group] – AET/AUS/ORI  
 = *praegladiota* MOHRIG, 2004 [*C. parvula* group] – AUS/ORI
- macricula* MOHRIG & KRIVOSHEINA, 1986 [*C. subtilis* group] – PAL
- magica* MOHRIG & DIMITROVA, 1992 [*C. spinifera* group] – PAL
- marinae* MOHRIG & MAMAEV, 1986 [*C. subtilis* group] – ORI/PAL
- mediana* MOHRIG & MAMAEV, 1982 [*C. subtilis* group] – PAL
- melanochaeta* MOHRIG & MENZEL, 1992 [*C. subtilis* group] – NEA/PAL
- microsetosa* MOHRIG, 1999 [*C. basisetosa* group] – AUS
- multispinosa* (MOHRIG & MAMAEV, 1985) [*C. flavicauda* group] – PAL
- neutralis* RÖSCHMANN & MOHRIG, 1995 [unplaced] – FOS
- nigrocauda* MOHRIG & MENZEL, 1990 [*C. subtilis* group] – PAL
- nigrospina* MOHRIG, 1999 [*C. nigrospina* group] – AUS
- nigrotegminis* MOHRIG, 1999 [*C. basisetosa* group] – AUS
- oririclausa* MOHRIG, 1999 [*C. basisetosa* group] – AUS
- ovatula* MENZEL & MOHRIG, 2000 [unplaced] – ORI [new name for the preoccupied name *C. minima* ALAM, 1988]  
 = *minima* ALAM, 1988 [unplaced] – ORI [preocc.; not *C. minima* (MEIGEN, 1818) – PAL]
- parasetosa* MOHRIG, 1999 [*C. basisetosa* group] – AUS
- parcitatata* MOHRIG & KRIVOSHEINA, 1986 [*C. membranigera* group] – PAL
- parvulaformis* MOHRIG, 1985 [*C. parvula* group] – PAL
- paucipalpa* (MOHRIG & RÖSCHMANN, 2004) **comb. nov.** [*C. parvula* group] – NEO
- pentaspina* MOHRIG, 1999 [*C. nigrospina* group] – AUS
- perochaeta* (MOHRIG & MENZEL, 1990) [*C. acantharia* group] – NEA/PAL
- pertaesa* MOHRIG, 2003 [unplaced] – NEO
- plasioetosa* MOHRIG, 1999 [*C. basisetosa* group] – AUS
- postglobiformis* MOHRIG, 1993 [*C. concinna* group] – PAL
- postobscuripila* MOHRIG & RÖSCHMANN, 1993 [*C. parvula* group] – PAL
- postparvula* MOHRIG & KRIVOSHEINA, 1982 [*C. parvula* group] – PAL
- praedentata* MOHRIG & MAMAEV, 1987 [*C. parvula* group] – ORI/PAL
- praeforcipata* MOHRIG & MAMAEV, 1987 [*C. concinna* group] – PAL
- praefurcifera* MOHRIG, 1994 [*C. boletiphaga* group] – PAL
- praeparvula* MOHRIG & KRIVOSHEINA, 1983 [*C. parvula* group] – PAL
- praevia* (MOHRIG & MENZEL, 1992) [*C. subtilis* group] – PAL
- prinospina* MOHRIG, 1999 [*C. ancylospina* group] – AUS
- prisca* MOHRIG & RÖSCHMANN, 2005 [unplaced] – FOS
- priscospina* MOHRIG, 1999 [*C. ancylospina* group] – AUS
- pristina* RÖSCHMANN & MOHRIG, 2005 [unplaced] – FOS
- proboletiphaga* MOHRIG & RÖSCHMANN, 1993 [*C. aceririma* group] – PAL
- prominens* (HARDY, 1956) [*C. parvula* group] – AUS  
 = *gladiota* MOHRIG, 2004 [*C. parvula* group] – AUS
- pronospica* MOHRIG, 1999 [*C. harrisi* group] – AUS
- propriospina* MOHRIG, 1999 [*C. ancylospina* group] – PAL
- prospina* MOHRIG, 1999 [*C. ancylospina* group] – AUS
- psilospina* MOHRIG, 1999 [*C. ancylospina* group] – AUS
- quasisetosa* MOHRIG, 1999 [*C. basisetosa* group] – AUS
- ritzkowskii* RÖSCHMANN & MOHRIG, 1995 [unplaced] – FOS
- roeschmanni* MOHRIG & RULIK, 2001 [*C. tridentata* group] – PAL
- saetistyla* MOHRIG & KRIVOSHEINA, 1985 [*C. subtilis* group] – NEA/PAL  
 = *densiseta* MOHRIG & MENZEL, 1990 [*C. subtilis* group] – PAL
- schumanni* MOHRIG & RÖSCHMANN, 1994 [unplaced] – FOS
- sedula* MOHRIG & KRIVOSHEINA, 1985 [*C. subtilis* group] – PAL
- semiaggregata* MOHRIG, 1999 [*C. basisetosa* group] – AUS
- semicurvata* MOHRIG, 1987 [*C. crassistylata* group] – ORI/PAL
- semipedestris* MOHRIG & BLASCO-ZUMETA, 1996 [*C. membranigera* group] – PAL
- semisaccata* MOHRIG & MAMAEV, 1987 [*C. boletiphaga* group] – PAL
- sicca* MOHRIG & RÖSCHMANN, 2004 [? *C. parvula* group] – NEO
- spinosula* MOHRIG & RÖSCHMANN, 1993 [*C. parvula* group] – PAL
- stipidaria* MOHRIG, 1994 [*C. flavicauda* group] – PAL
- styptica* (MOHRIG & RÖSCHMANN, 1993) [*C. concinna* group] – PAL
- subagilis* MOHRIG & RÖSCHMANN, 1994 [unplaced] – FOS
- subconcinna* MOHRIG, 1987 [*C. forcipata* group] – PAL
- subcurvata* MOHRIG, 1987 [*C. crassistylata* group] – PAL
- subdentata* MOHRIG, 1985 [*C. parvula* group] – ORI/PAL
- subforcipata* MOHRIG & MENZEL, 1990 [*C. forcipata* group] – PAL
- subfurcifera* MOHRIG & Hövemeyer, 1992 [*C. boletiphaga* group] – PAL
- subpiniphila* MOHRIG & MAMAEV, 1992 [*C. flavicauda* group] – PAL
- subsaccata* MOHRIG & KRIVOSHEINA, 1982 [*C. subtilis* group] – PAL
- subsedula* MOHRIG & MAMAEV, 1987 [*C. subtilis* group] – NEA/PAL



- triacantha* TUOMIKOSKI, 1960 [*C. tridentata* group] – PAL  
= *fritzi* MOHRIG & RULIK, 2001 [*C. tridentata* group]  
– PAL
- triangulata* MOHRIG, 1985 [*C. spinifera* group] – PAL
- trispinulosa* MOHRIG & BLASCO-ZUMETA, 1996  
[*C. parvula* group] – PAL
- tritospinosula* RÖSCHMANN & MOHRIG, 1995 [unplaced]  
– FOS
- turbata* MOHRIG & RÖSCHMANN, 2004 [unplaced] – NEO
- variegata* MOHRIG, 1985 [*C. blanda* group] – PAL
- variospina* MOHRIG, 1999 [*C. nigrospina* group] – AUS
- voluptuosa* MOHRIG & MAMAEV, 1987 [*C. subtilis* group]  
– PAL
- waltraudis* MOHRIG & MAMAEV, 1987 [*C. subtilis* group]  
– PAL
- winnertzi* MOHRIG, 1993 [*C. concinna* group] – PAL
- Cosmosciara FREY, 1942**  
= *Clandestina* MOHRIG, 2003
- conciliata* (MOHRIG, 2003) – NEO
- libidinosa* (MOHRIG, 2003) – NEO
- hartii* (JOHANNSEN, 1912) – AET/AUS/NEO/ORI/PAL  
= *semifacta* (MOHRIG & RÖSCHMANN, 1999) – PAL
- Cratyna WINNERTZ, 1867**  
**SG Cratyna WINNERTZ, 1867 s. str.**
- alpina* (MOHRIG & MENZEL, 1992) – PAL
- betulae* (MOHRIG & MAMAEV, 1992) – PAL
- breviflagellata* (MOHRIG & MAMAEV, 1985) – PAL
- ciliocera* MOHRIG, 2003 – NEO
- ciliovenosa* MOHRIG, 2003 – NEO
- compta* MOHRIG, 1999 – AUS
- consensa* MOHRIG, 1999 – AUS
- consentanea* MOHRIG, 1999 – AUS
- contracta* MOHRIG & RÖSCHMANN, 1996 – PAL
- distorata* MOHRIG, 1999 – AUS
- ficta* MOHRIG, 1999 – AUS
- flagria* MOHRIG, 1999 – AUS
- flagriantennata* MOHRIG, 1999 – AUS
- flagriola* MOHRIG & KAUSCHKE, 2017 – AUS
- flagritissima* MOHRIG, 1999 – AUS
- flavivaria* MOHRIG, 1999 – AUS
- flavothoracica* MOHRIG & KAUSCHKE, 2017 – AUS
- freemani* MENZEL & MOHRIG, 2000 – PAL
- friesei* (MENZEL & MOHRIG, 1991) – PAL
- fumoalata* MOHRIG & RÖSCHMANN, 2004 – NEO
- gemina* (MOHRIG & MAMAEV, 1980) – PAL
- interflagria* MOHRIG, 1999 – AUS
- kurilensis* (MOHRIG & KRIVOSHEINA, 1982) – PAL
- livida* MOHRIG & KAUSCHKE, 2017 – AUS
- longicercus* (MOHRIG & MAMAEV, 1982) – PAL
- longipeda* MOHRIG & KAUSCHKE, 2017 – AUS
- longitegmenta* MOHRIG, 1999 – AUS
- micra* MOHRIG, 2003 – NEO
- montuosa* MOHRIG, 1999 – PAL
- nigerrima* (MOHRIG & KRIVOSHEINA, 1979) – PAL
- nivea* (MOHRIG & KRIVOSHEINA, 1979) – PAL
- praecompta* MOHRIG, 1999 – AUS
- pullata* MOHRIG & KAUSCHKE, 2017 – AUS
- subalpina* (MOHRIG & MAMAEV, 1990) – PAL
- subcompta* MOHRIG, 1999 – AUS
- tempestiva* MOHRIG & RÖSCHMANN, 2005 – FOS
- zealandica* MOHRIG, 1999 – AUS
- SG Diversicratyna MENZEL & MOHRIG, 1998**
- adulterina* MOHRIG & KAUSCHKE, 2017 – AUS
- globigerina* (MOHRIG & KRIVOSHEINA, 1985) – PAL
- perornata* (MOHRIG & RÖSCHMANN, 1993) – PAL
- salomonis* (MOHRIG & MAMAEV, 1985) – PAL
- unispinula* (MOHRIG & MENZEL, 1992) – PAL
- SG Peyerimhoffia KIEFFER, 1903**
- hybrida* (MOHRIG & MAMAEV, 1974) – PAL
- keilbachi* (MOHRIG & RÖSCHMANN, 1994) – FOS
- subvagabunda* MOHRIG, KAUSCHKE & BROADLEY, 2018  
– AUS
- SG Pictosciara MOHRIG, 2004**
- subvera* MOHRIG, 2004 – AUS
- variovera* MOHRIG, 2004 – AUS
- vera* MOHRIG, 2004 – AUS
- SG Spathobdella FREY, 1948**
- archaica* RÖSCHMANN & MOHRIG, 1995 – FOS
- exteria* MOHRIG, 2003 – NEO
- Unplaced in Cratyna**
- interposita* MOHRIG & RÖSCHMANN, 2005 – FOS
- pilosostyla* MOHRIG, 1999 – AUS
- villosantennata* MOHRIG & RÖSCHMANN, 2005 – FOS
- Ctenosciara TUOMIKOSKI, 1960**  
[= *Austrosociara* SCHMITZ & MjöBERG, 1924 sensu  
MOHRIG et al. (2017)]
- abdita* MOHRIG, 2013 – AUS
- certa* MOHRIG, 2013 – AUS
- cracens* VILKAMAA, HIPPA & MOHRIG, 2012 – AUS
- crinita* VILKAMAA, HIPPA & MOHRIG, 2012 – AUS
- depilis* VILKAMAA, HIPPA & MOHRIG, 2012 – AUS
- depressa* VILKAMAA, HIPPA & MOHRIG, 2012 – AUS
- exilis* VILKAMAA, HIPPA & MOHRIG, 2012 – AUS
- infirma* MOHRIG, 2013 – AUS
- inflata* VILKAMAA, HIPPA & MOHRIG, 2012 – AUS
- lobigera* VILKAMAA, HIPPA & MOHRIG, 2012 – AUS
- lubrica* MOHRIG, 2013 – AUS
- multiformis* MOHRIG, 2013 – AUS
- nigrostyla* MOHRIG, 1999 – AUS
- nudata* MOHRIG & KOZÁNEK, 1992 – PAL
- nudopteryx* MOHRIG, 1999 – AUS
- obesa* VILKAMAA, HIPPA & MOHRIG, 2012 – AUS
- pullata* MOHRIG, 2013 – AUS
- semipilosa* MOHRIG, 2013 – AUS
- subabdita* MOHRIG, 2013 – AUS
- subpullata* MOHRIG, 2013 – AUS
- unicolorata* MOHRIG, 2013 – AUS
- Dichopygina VILKAMAA, HIPPA & KOMAROVA, 2004**
- intermedia* (MOHRIG & KRIVOSHEINA, 1982) – PAL
- praeaculeata* MOHRIG & KAUSCHKE, 2017 – NEA

**Dolichosciara TUOMIKOSKI, 1960**

- atrata* (MOHRIG, 1999) **comb. nov.** – AUS  
*bella* (MOHRIG, 1999) **comb. nov.** – AUS  
*bellaformis* (MOHRIG, 1999) **comb. nov.** – AUS  
*chaetocoxa* (MOHRIG, 1999) **comb. nov.** – AUS  
*conturbata* (MOHRIG, 1999) **comb. nov.** – AUS  
*crocera* (MOHRIG, KAUSCHKE & BROADLEY, 2018) **comb. nov.** – AUS  
*exlobata* (MOHRIG, 2003) **comb. nov.** – NEO  
*filispinosa* (MOHRIG, 1999) **comb. nov.** – AUS  
*fumida* (MOHRIG, 1999) **comb. nov.** – AUS  
*gilvifucata* (MOHRIG, 1999) **comb. nov.** – AUS  
*nepalensis* (MOHRIG & MENZEL, 1994) **comb. nov.** – PAL  
*pseudoornata* (MOHRIG, 1999) **comb. nov.** – AUS  
*subflavipes* (MOHRIG & MENZEL, 1994) **comb. nov.** – PAL  
*subfumida* (MOHRIG, 1999) **comb. nov.** – AUS  
*subornata* (MOHRIG & MENZEL, 1994) – PAL

**Epidapus HALIDAY, 1851**

**SG Cornepidapus MENZEL & MOHRIG, 2000** – PAL

- subtigris* MOHRIG & MAMAEV, 1987 – PAL  
*tigris* MOHRIG & KRIVOSHEINA, 1985 – PAL

**SG Epidapus HALIDAY, 1851 s. str.**

- aciculatus* VILKAMAA, HIPPA & MOHRIG, 2014 [*E. atomarius* group] – AUS  
*antegracilis* MOHRIG & DIMITROVA, 1993 [*E. microthorax* group] – PAL  
*bipalpatus* MOHRIG, 1982 [*E. microthorax* group] – PAL  
*brachyflagellatus* MOHRIG & RÖSCHMANN, 1996 [*E. microthorax* group] – PAL  
*brevialteratus* RÖSCHMANN & MOHRIG, 1995 [unplaced] – FOS  
*consensus* MOHRIG, 2004 [unplaced] – AUS  
*flavo thoracicus* MOHRIG & RÖSCHMANN, 2004 [unplaced] – NEO  
*formosus* VILKAMAA, HIPPA & MOHRIG, 2014 [*E. atomarius* group] – AUS  
*illicitus* MOHRIG & RULIK, 1999 [*E. microthorax* group] – PAL  
*lacertosus* MOHRIG, 2003 [unplaced] – NEO  
*longisetus* MOHRIG & RÖSCHMANN, 2005 [unplaced] – FOS  
*lucifuga* (MOHRIG, 1970) [*E. detriticola* group] – PAL  
*macrohalteratus* MOHRIG & MENZEL, 1992 [*E. microthorax* group] – PAL  
*macrospinatus* MOHRIG & RÖSCHMANN, 2005 [unplaced] – FOS  
*menzeli* RÖSCHMANN & MOHRIG, 1994 [*E. microthorax* group] – FOS  
*microspinus* MOHRIG & RÖSCHMANN, 2005 [unplaced] – FOS  
*montivivus* (MOHRIG, 1970) [*E. microthorax* group] – PAL  
*palaeogracilis* RÖSCHMANN & MOHRIG, 1993 [*E. atomarius* group] – FOS  
*postdetriticola* MOHRIG & RÖSCHMANN, 1996 [*E. detriticola* group] – PAL  
*probus* MOHRIG, 2004 [unplaced] – AUS

- spinosulus* MOHRIG & BLASCO-ZUMETA, 1996 [*E. microthorax* group] – PAL  
*strenuus* MOHRIG, 2004 [unplaced] – AUS  
*subdetriticola* MOHRIG & RÖSCHMANN, 1996 [*E. detriticola* group] – PAL  
*subgracilis* MENZEL & MOHRIG, 2006 [*E. atomarius* group] – PAL  
*triquetrus* VILKAMAA, HIPPA & MOHRIG, 2014 [*E. atomarius* group] – AUS  
*tuwensis* (MOHRIG & MAMAEV, 1990) [*E. atomarius* group] – PAL  
*unistylatus* RÖSCHMANN & MOHRIG, 1995 [unplaced] – FOS

**SG Pseudoaptanogyna VIMMER, 1926**

- adstrictosetus* MOHRIG & RÖSCHMANN, 2005 [unplaced] – FOS  
*angulatus* VILKAMAA, HIPPA & MOHRIG, 2014 [*E. subcarpaticus* group] – AUS  
*anomalous* MOHRIG & DIMITROVA, 1993 [*E. ignavus* group] – PAL  
*bispinosulus* MOHRIG & KAUSCHKE, 1994 [*E. subcarpaticus* group] – PAL  
*canicattii* MOHRIG & KAUSCHKE, 1994 [*E. subcarpaticus* group] – PAL  
*carpaticus* (MOHRIG & MAMAEV, 1985) [*E. subcarpaticus* group] – PAL  
*echinatum* MOHRIG & KOZÁNEK, 1992 [*E. subcarpaticus* group] – PAL  
*gracillimus* MOHRIG, 1994 [*E. subcarpaticus* group] – PAL  
*incundus* MOHRIG, 2004 [unplaced] – AUS  
*inversus* MOHRIG, 2004 [unplaced] – AUS  
*mixtus* MOHRIG, 2003 [unplaced] – NEO  
*obstinatus* MOHRIG & RÖSCHMANN, 2004 [unplaced] – NEO  
*primarius* RÖSCHMANN & MOHRIG, 1995 [unplaced] – FOS  
*quadrispinosus* MOHRIG & MAMAEV, 1990 [*E. absconditus* group] – PAL  
*quadrispinulus* (MOHRIG & MAMAEV, 1990) [*E. subcarpaticus* group] – PAL  
*subcarpaticus* MOHRIG & MAMAEV, 1990 [*E. subcarpaticus* group] – PAL  
*succinellus* MOHRIG & RÖSCHMANN, 1994 [unplaced] – FOS

**SG Pseudoepidapus MOHRIG, 1982**

- bikinensis* MENZEL & MOHRIG, 2000 – PAL  
*denticulatus* (MOHRIG & KRIVOSHEINA, 1982) – PAL

**SG Zuhalia KOÇAK & HÜSEYİNOĞLU, 2008**

- [new name for the preoccupied name *Macrotarsus* MOHRIG, 2004]  
 = *Macrotarsus* MOHRIG, 2004 [preocc.; not *Macrotarsus* LINK, 1795 (Mammalia); not *Macrotarsus* SCHÖNHERR, 1842 (Coleoptera); not *Macrotarsus* CLARK, 1941 (Mammalia)]  
*longicubitalis* MOHRIG, 2004 – AUS  
*pellitus* MOHRIG, 2004 – AUS  
*primus* MOHRIG, 2004 – AUS  
*quinquespinus* MOHRIG, 2004 – AUS

**Unplaced in *Epidapus***

*chaetovenosus* MOHRIG, 1999 – AUS  
*ctenosciaroides* MOHRIG, 1999 – AUS  
*espinosalus* MOHRIG, 1999 – AUS  
*excelsus* MOHRIG & KAUSCHKE, 2017 – AUS  
*parvus* MOHRIG, 1999 – AUS

***Eugnoriste* COQUILLET, 1896**

*brachycostalis* MOHRIG & KAUSCHKE, 2017 – NEA  
*florea* MOHRIG & KAUSCHKE, 2017 – NEA  
*hirsuta* MOHRIG & KAUSCHKE, 2017 – NEA  
*ptilosis* MOHRIG & KAUSCHKE, 2017 – NEA  
*villosabdrominalis* MOHRIG, 2003 – NEA/NEO

***Euricrium* ENDERLEIN, 1911****SG *Austroeuricrium* MOHRIG, KAUSCHKE & BROADLEY, 2018**

*australiensis* MOHRIG, KAUSCHKE & BROADLEY, 2018 – AUS

**SG *Euricrium* ENDERLEIN, 1911 s. str.**

*acutum* (MOHRIG, 2003) – NEO  
*modicum* (MOHRIG, 2003) – NEO  
*suspiciosum* (MOHRIG, 2003) – NEO

***Hemineurina* FREY, 1942**

*acerstyla* (MOHRIG & KRIVOSHEINA, 1987) – PAL  
*flavicornis* (MOHRIG & MAMAEV, 1985) – PAL  
*flavipeda* (MOHRIG & KRIVOSHEINA, 1987) – PAL  
*gigastyla* (MOHRIG & MENZEL, 1992) – PAL  
*inflata* (WINNERTZ, 1867) – NEA/PAL  
     = *subvenosa* (MOHRIG & KRIVOSHEINA, 1983) – PAL  
*nudata* (MOHRIG & MAMAEV, 1990) – PAL  
*postconspicua* (MOHRIG, 1985) – PAL  
*proconspicua* (MOHRIG, 1985) – PAL  
*thuringiensis* (MENZEL & MOHRIG, 1991) – PAL  
*venosa* (STAEGER, 1840) – PAL  
     = *praevenosa* (MOHRIG & MENZEL, 1990) – PAL

***Hermapterosciara* MOHRIG & MAMAEV, 1970**

*duplicata* (MOHRIG & MAMAEV, 1970) – PAL

***Hyperlasion* SCHMITZ, 1918**

*aliens* MOHRIG, 2004 – AET/AUS  
*capitulatum* MOHRIG, 2003 – NEO  
*multisetus* MOHRIG & RÖSCHMANN, 2004 – NEO  
*politum* MOHRIG, 2004 – AUS

***Keilbachia* MOHRIG, 1987**

*acerspina* MOHRIG, 1999 [unplaced] – ORI/PAL  
*americana* MOHRIG & KAUSCHKE, 2017 [*K. nepalensis* group] – NEA  
*adstricta* VILKAMAA, HIPPA & MOHRIG, 2011 [*K. nepalensis* group] – AUS  
*adstrictatula* MOHRIG & KAUSCHKE, 2017 [*K. nepalensis* group] – AUS  
*biflagrispina* MOHRIG, 1999 [*K. flagria* group] – PAL  
*constricta* VILKAMAA, HIPPA & MOHRIG, 2011 [*K. nepalensis* group] – AUS

*cracens* VILKAMAA, HIPPA & MOHRIG, 2011 [*K. nepalensis* group] – AUS

*flagria* MOHRIG, 1999 [*K. flagria* group] – PAL

*flagrispina* MOHRIG, 1999 [*K. nepalensis* group] – ORI/PAL

*fratercula* VILKAMAA, HIPPA & MOHRIG, 2011 [*K. nepalensis* group] – AUS

*indigena* MOHRIG, 2004 [*K. nepalensis* group] – AUS

*nepalensis* MOHRIG, 1987 [*K. nepalensis* group] – PAL

*sasakawai* (MOHRIG & MENZEL, 1992) [*K. sasakawai* group] – ORI/PAL

*semiacuta* MOHRIG & KAUSCHKE, 2017 [*K. sasakawai* group] – NEA

*truncata* VILKAMAA, HIPPA & MOHRIG, 2011 [*K. nepalensis* group] – AUS

***Leptosciarella* TUOMIKOSKI, 1960****SG *Hirtipennia* MOHRIG & MENZEL, 1997**

*holotricha* MOHRIG & MENZEL, 1997 – PAL  
*tomentosa* (MOHRIG & KAUSCHKE, 1994) – PAL

**SG *Leptosciarella* TUOMIKOSKI, 1960 s. str.**

*albescens* (MOHRIG & MAMAEV, 1987) – PAL  
*aspiculosa* MOHRIG, 1999 – PAL  
*brevipalpa* (MOHRIG & MENZEL, 1992) – PAL  
*cerifera* MOHRIG & MENZEL, 1997 – PAL  
*fuscipalpa* (MOHRIG & MAMAEV, 1979) – PAL  
*infausta* (MOHRIG & RÖSCHMANN, 1994) – FOS  
*juniperi* (MOHRIG & BLASCO-ZUMETA, 1996) – PAL  
*macrociliata* (MOHRIG & RÖSCHMANN, 1994) – FOS  
*manifesta* MOHRIG & RÖSCHMANN, 2005 – FOS  
*mediterranea* (MOHRIG & KAUSCHKE, 1994) – PAL  
*melanoma* (MOHRIG & MENZEL, 1990) – PAL  
*melanoxera* MOHRIG & MENZEL, 1997 – PAL  
*microacantha* (RÖSCHMANN & MOHRIG, 1995) – FOS  
*microciliata* (MOHRIG & RÖSCHMANN, 1994) – FOS  
*nigrosetosa* (FREEMAN, 1990) – PAL

    = *truncatula* MOHRIG & MENZEL, 1997 – PAL

*nudinervosa* MOHRIG & RÖSCHMANN, 2004 – NEO

*opaca* (MOHRIG & KRIVOSHEINA, 1983) – PAL

*prospera* MOHRIG, 2003 – NEO

*protorotunda* (MOHRIG & RÖSCHMANN, 1994) – FOS

*pseudorecens* (RÖSCHMANN & MOHRIG, 1995) – FOS

*rotunda* (MOHRIG & MAMAEV, 1990) – PAL

*subcoarctata* MOHRIG & MENZEL, 1997 – PAL

*subpilosa* (EDWARDS, 1925) – PAL

    = *subelegans* (MOHRIG & MAMAEV, 1985) – PAL

*subviatica* MOHRIG & MENZEL, 1997 – PAL

*viaticella* (MOHRIG & KRIVOSHEINA, 1979) – PAL

**SG *Leptospina* MOHRIG & MENZEL, 1997**

*dentata* (MOHRIG & KRIVOSHEINA, 1979) – PAL

*lobodentata* MOHRIG & MENZEL, 1997 – PAL

*subdentata* (MOHRIG & MENZEL, 1992) – PAL

**SG *Protosciarella* MOHRIG, 2003**

*ampullocera* MOHRIG & RÖSCHMANN, 2004 – NEO

*bipalpata* MOHRIG, 2003 – NEO

*macroabdominalis* MOHRIG, 2003 – NEO

*virgatoalata* MOHRIG, 2003 – NEO



**Leucosciara MOHRIG, 2003**

*imperfecta* MOHRIG, 2003 – NEO  
*inana* MOHRIG, 2003 – NEO

**Lycoriella FREY, 1942**

*acutostylia* MOHRIG & MENZEL, 1990 – PAL  
*deserticola* (MOHRIG & MAMAEV, 1983) – PAL  
*latilobata* MENZEL & MOHRIG, 2000 – PAL  
*micria* MOHRIG & MENZEL, 1990 – PAL  
*minutula* MOHRIG & KRIVOSHEINA, 1987 – PAL  
*stylata* MOHRIG & MAMAEV, 1985 – NEA/PAL  
*suboptica* MOHRIG & MAMAEV, 1990 – PAL  
*tuomikoskii* MOHRIG & MAMAEV, 1978 – PAL

**Manzumbadoa JASCHHOF & MOHRIG, 2005**

*bradysioides* JASCHHOF & MOHRIG, 2005 – NEO

**Mohrigia MENZEL, 1995**

*hylotoma* MENZEL & MOHRIG, 2000 [*M. hylotoma* group]  
 – PAL  
*megalocornuta* (MOHRIG & MENZEL, 1992) [*M. hylotoma*  
 group] – ORI/PAL

**Odontosciara RÜBSAAMEN, 1908**

**SG Mohriga KOÇAK & HÜSEYİNOĞLU, 2008**

[new name for the preoccupied name *Obscura* MOHRIG,  
 2003]

= *Obscura* MOHRIG, 2003 – NEO [preocc.; not *Obscura*  
 WAGNER, 1897 (Mollusca)].

*grandis* MOHRIG, 2003 – NEO

**SG Odontosciara RÜBSAAMEN, 1908 s. str.**

*nocta* MOHRIG, 2003 – NEO

**Parapnyxia MOHRIG & MAMAEV, 1970**

**SG Parapnyxia MOHRIG & MAMAEV, 1970 s. str.**

*hispanica* MOHRIG & BLASCO-ZUMETA, 1996 – PAL  
*intermedialis* MOHRIG & BLASCO-ZUMETA, 1996 – PAL  
*latifurcata* (LENGERSDORF, 1942) – PAL  
 = *germanica* MOHRIG, 1970 – PAL

*quadrispina* MOHRIG & MAMAEV, 1990 – PAL

*turkmenica* MOHRIG & MAMAEV, 1990 – PAL

*vermiformis* MOHRIG & MAMAEV, 1970 – PAL

**SG Xenopnyxia MOHRIG & MAMAEV, 1970**

*armata* MOHRIG & MAMAEV, 1970 – PAL

*deserticola* MOHRIG & MAMAEV, 1970 – PAL

*subarmata* MOHRIG & MAMAEV, 1983 – PAL

**Pelliciplanta MOHRIG, 2004**

*unica* MOHRIG, 2004 – AUS

**Phytosciara FREY, 1942**

**SG Phytosciara FREY, 1942 s. str.**

*maculosa* MOHRIG, 1999 – AUS

*oldenbergi* MOHRIG & MENZEL, 1994 – PAL

*prohalterata* MOHRIG & MENZEL, 1992 – PAL

*pseudohalterata* MOHRIG, 1999 – PAL

**SG Prosciara FREY, 1942**

*coheri* MOHRIG & MENZEL, 1994 – ORI

*quadriangulata* MOHRIG & KRIVOSHEINA, 1985 – PAL

*subungulata* MOHRIG & MENZEL, 1994 – PAL

**Pnyxia JOHANNSEN, 1912**

*schmallenbergensis* MENZEL & MOHRIG, 1998 – PAL

*thaleri* (MOHRIG & MAMAEV, 1978) – PAL

**Protolycoriella MOHRIG & RÖSCHMANN, 1995**

*aliena* (RÖSCHMANN & MOHRIG, 1995) – FOS

*gigaspina* (RÖSCHMANN & MOHRIG, 1995) – FOS

*neogenica* (RÖSCHMANN & MOHRIG, 1995) – FOS

**Pseudolycoriella MENZEL & MOHRIG, 1998**

*acicula* VILKAMAA, HIPPA & MOHRIG, 2012 [*Pseudol.*  
*bruckii* group] – AUS

*aculeacera* MOHRIG & RULIK, 2004 [*Pseudol. aculeacera*  
 group] – NEO

*attrita* MOHRIG, 2013 [*Pseudol. longicostalis* group] – AUS

*barbata* MOHRIG & RULIK, 2004 [*Pseudol. torva* group]  
 – NEO

*basisetosa* MOHRIG & KAUSCHKE, 2019 [unplaced] – NEA

*bispina* MOHRIG, 1999 [*Pseudol. bruckii* group] – AUS

*bisulca* VILKAMAA, HIPPA & MOHRIG, 2012 [*Pseudol.*  
*bruckii* group] – AUS

*bitorquia* MOHRIG, 2013 [*Pseudol. quadrispinosa* group]  
 – AUS

*brevialata* MOHRIG & KAUSCHKE, 2019 [*Pseudol. bruckii*  
 group] – NEA

*breviantennata* (MOHRIG & MAMAEV, 1983) [*Pseudol.*  
*bruckii* group] – PAL

*brevisetata* MOHRIG, 1999 [*Pseudol. macrotegmenta* group]  
 – AUS

*brunnea* (BUKOWSKI & LENGERSDORF, 1936) [*Pseudol.*  
*bruckii* group] – PAL

= *arboricola* (MOHRIG & MAMAEV, 1979) [*Pseudol.*  
*bruckii* group] – PAL

*capillosa* VILKAMAA, HIPPA & MOHRIG, 2012 [*Pseudol.*  
*bruckii* group] – AUS

*cavatiostyla* MOHRIG, 2013 [*Pseudol. triacanthula* group]  
 – AUS

*chlorothoracica* MOHRIG & KAUSCHKE, 2019 [? *Pseudol.*  
*aculeacera* group] – NEA

*coecoalata* MOHRIG, 2003 [unplaced] – NEO

*commoda* MOHRIG, 2013 [*Pseudol. triacanthula* group]  
 – AUS

*curvimedia* MOHRIG & RULIK, 2004 [*Pseudol. macroteg-*  
*menta* group] – NEO

*curviseta* MOHRIG, 2003 [unplaced] – NEO

*densispina* MOHRIG, 2013 [*Pseudol. longicostalis* group]  
 – AUS

*dissonata* (MOHRIG & MAMAEV, 1982) [*Pseudol. bruckii*  
 group] – PAL

*espinosa* MOHRIG, 2013 [*Pseudol. longicostalis* group]  
 – AUS

*espinula* MOHRIG, 2013 [*Pseudol. longicostalis* group]  
 – AUS

*ferocia* MOHRIG, 2003 [unplaced] – NEO

- flavipila* MOHRIG & KAUSCHKE, 2019 [? *Pseudol. bruckii* group] – NEA
- florentissima* MOHRIG & RULIK, 2004 [*Pseudol. bruckii* group] – NEO
- fortunata* MOHRIG, 2013 [*Pseudol. triacanthula* group] – AUS
- fuscivenosa* MOHRIG & RULIK, 2004 [*Pseudol. bruckii* group] – NEO
- fusciorubroides* MOHRIG & BLASCO-ZUMETA, 1996 [unplaced] – PAL
- hartmanni* (MENZEL & MOHRIG, 1991) [*Pseudol. bruckii* group] – PAL
- indocera* MOHRIG & RULIK, 2004 [*Pseudol. bruckii* group] – NEO
- japonensis* (MOHRIG & MENZEL, 1992) [*Pseudol. bruckii* group] – PAL
- koreensis* (MOHRIG & MENZEL, 1992) [*Pseudol. bruckii* group] – PAL
- latiflagellata* VILKAMAA, HIPPA & MOHRIG, 2012 [*Pseudol. bruckii* group] – AUS
- latostylata* MOHRIG, KAUSCHKE & BROADLEY, 2018 [*Pseudol. bruckii* group] – AUS
- longicostalis* MOHRIG, 2013 [*Pseudol. longicostalis* group] – AUS
- longisetosa* MOHRIG & KAUSCHKE, 2019 [unplaced] – NEA
- macrotegmenta* MOHRIG, 1999 [*Pseudol. macrotegmenta* group] – AUS
- macrotrichata* MOHRIG, 2013 [*Pseudol. quadrispinosa* group] – AUS
- microphalli* MOHRIG, 2013 [*Pseudol. quadrispinosa* group] – AUS
- microtrichata* MOHRIG, 2013 [*Pseudol. quadrispinosa* group] – AUS
- monticula* (MOHRIG & MENZEL, 1992) [*Pseudol. bruckii* group] – PAL
- nigrofemorialis* MOHRIG, KAUSCHKE & BROADLEY, 2019 [unplaced] – AUS
- nocturna* MOHRIG & KAUSCHKE, 2019 [unplaced] – NEA
- nodulosa* (MOHRIG & KRIVOSHEINA, 1985) [unplaced] – PAL
- ovistyla* MOHRIG & RULIK, 2004 [*Pseudol. aculeacera* group] – NEO
- pallidula* VILKAMAA, HIPPA & MOHRIG, 2012 [unplaced] – AUS
- paludum* (FREY, 1948) [*Pseudol. bruckii* group] – PAL  
= *leucocera* (MOHRIG & MENZEL, 1990) [*Pseudol. bruckii* group] – PAL
- paucispina* MOHRIG, 2013 [*Pseudol. longicostalis* group] – AUS
- perspicua* MOHRIG, 2013 [*Pseudol. quadrispinosa* group] – AUS
- praecipua* MOHRIG, 2013 [*Pseudol. quadrispinosa* group] – AUS
- pulla* MOHRIG & RULIK, 2004 [*Pseudol. torva* group] – NEO
- quadrispinosa* MOHRIG, 2013 [*Pseudol. quadrispinosa* group] – AUS
- rigua* (MENZEL & MOHRIG, 1991) [*Pseudol. bruckii* group] – PAL  
= *atrostriata* (MOHRIG & HELLER, 1992) [*Pseudol. bruckii* group] – PAL
- rotundostyla* MOHRIG & RULIK, 2004 [*Pseudol. aculeacera* group] – NEO
- rubroalata* MOHRIG, KAUSCHKE & BROADLEY, 2018 [? *Pseudol. aculeacera* group] – AUS
- skusei* MOHRIG, KAUSCHKE & BROADLEY, 2016 [unplaced] – AUS
- senticosa* VILKAMAA, HIPPA & MOHRIG, 2012 [unplaced] – AUS
- simplex* VILKAMAA, HIPPA & MOHRIG, 2012 [*Pseudol. bruckii* group] – AUS
- sinoupalpa* MOHRIG, 2013 [*Pseudol. longicostalis* group] – AUS
- snellingi* MOHRIG, 2013 [*Pseudol. quadrispinosa* group] – AUS
- spicata* VILKAMAA, HIPPA & MOHRIG, 2012 [unplaced] – AUS
- subbruckii* (MOHRIG & HÖVEMEYER, 1992) [*Pseudol. bruckii* group] – PAL
- subjucunda* MOHRIG & KAUSCHKE, 2019 [unplaced] – NEA
- submonticula* (MOHRIG & MAMAIEV, 1990) [*Pseudol. bruckii* group] – PAL
- subovistyla* MOHRIG & RULIK, 2004 [*Pseudol. aculeacera* group] – NEO
- tenebriosa* MOHRIG & RULIK, 1999 [unplaced] – PAL
- triacanthula* MOHRIG, 2013 [*Pseudol. triacanthula* group] – AUS
- tenebrioalata* MOHRIG, 2013 [*Pseudol. bruckii* group] – AUS
- tenebriocoxa* MOHRIG, 2013 [*Pseudol. quadrispinosa* group] – AUS
- tenuis* VILKAMAA, HIPPA & MOHRIG, 2012 [*Pseudol. bruckii* group] – AUS
- torva* MOHRIG & RULIK, 2004 [*Pseudol. torva* group] – NEO
- tribulosa* VILKAMAA, HIPPA & MOHRIG, 2012 [*Pseudol. bruckii* group] – AUS
- trispicata* VILKAMAA, HIPPA & MOHRIG, 2012 [*Pseudol. bruckii* group] – AUS
- tumidior* VILKAMAA, HIPPA & MOHRIG, 2012 [*Pseudol. bruckii* group] – AUS
- unispina* (MOHRIG & KRIVOSHEINA, 1983) [*Pseudol. bruckii* group] – PAL
- vestita* MOHRIG, 2013 [*Pseudol. triacanthula* group] – AUS
- villosa* VILKAMAA, HIPPA & MOHRIG, 2012 [*Pseudol. bruckii* group] – AUS
- virgata* MOHRIG & RULIK, 2004 [*Pseudol. aculeacera* group] – NEO
- Pseudosciara* SCHINER, 1866**  
**SG *Pseudosciara* SCHINER, 1866 s. str.**  
*fragistyla* MOHRIG & RÖSCHMANN, 2004 – NEO  
*longicera* MOHRIG & RÖSCHMANN, 2004 – NEO

**SG *Pseudosciarella* MOHRIG & MENZEL, 2014**

[type species: *Pseudosciara bifasciata* EDWARDS, 1934]

***Pseudozygoma* MOHRIG, 2004**

*contraria* MOHRIG, 2004 – AUS

*flavoabdominalis* MOHRIG, 2004 – AUS

*nigroalata* MOHRIG, 2004 – AUS

*nigrocorporea* MOHRIG, 2004 – AUS

***Scatopsciara* EDWARDS, 1927**

**SG *Scatopsciara* EDWARDS, 1927 s. str.**

*aberrantia* MOHRIG & MAMAEV, 1983 [*Sc. atomaria* group] – PAL

*acuta* (JOHANNSEN, 1912) [*Sc. vitripennis* group] – NEA/NEO/PAL

= *keilbachi* MOHRIG & MAMAEV, 1979 [*Sc. vitripennis* group] – PAL

*antefluviatilis* MOHRIG & RÖSCHMANN, 1994 [*Sc. vitripennis* group] – PAL

*awinitae* MOHRIG & KAUSCHKE, 2016 [*Sc. atomaria* group] – NEA

*buccina* MOHRIG & MAMAEV, 1985 [*Sc. atomaria* group] – PAL

*catoriae* MOHRIG & KAUSCHKE, 2016 [*Sc. atomaria* group] – NEA

*crassispiculosa* MOHRIG, 1999 [*Sc. vitripennis* group] – PAL

*crassivena* MOHRIG, 2004 [unplaced] – AUS

*curviforceps* (BUKOWSKI & LENGERSDORF, 1936) [*Sc. atomaria* group] – NEA/PAL

= *subnacta* MOHRIG & MAMAEV, 1979 [*Sc. atomaria* group] – PAL

*dicuspidata* MOHRIG & ANTONOVA, 1978 [*Sc. atomaria* group] – PAL

*fluviatiliformis* MOHRIG & MAMAEV, 1987 [*Sc. vitripennis* group] – PAL

*funesta* MOHRIG, 2003 [unplaced] – NEO

*hoyti* (HARDY, 1956) [*Sc. atomaria* group] – AUS

= *spiculata* VILKAMAA, HIPPA & MOHRIG, 2012 [*Sc. atomaria* group] – AUS

*longispina* MOHRIG & KRIVOSHEINA, 1983 [*Sc. atomaria* group] – PAL

*multispina* (BUKOWSKI & LENGERSDORF, 1936) [*Sc. vitripennis* group] – PAL

= *barbula* MOHRIG & MAMAEV, 1985 [*Sc. vitripennis* group] – PAL

*nebula* MOHRIG & MAMAEV, 1986 [*Sc. vitripennis* group] – PAL

*neglecta* MENZEL & MOHRIG, 1998 [*Sc. atomaria* group] – NEA/PAL

*nigrothoracica* MOHRIG, KAUSCHKE & BROADLEY, 2018 [unplaced] – AUS

*occulta* MOHRIG & KRIVOSHEINA, 1990 [*Sc. vitripennis* group] – PAL

*postgeophila* MOHRIG & MENZEL, 1992 [*Sc. atomaria* group] – ORI/PAL

*postpusilla* MOHRIG & MAMAEV, 1985 [*Sc. atomaria* group] – PAL

*pusilla* (MEIGEN, 1818) [*Sc. atomaria* group] – PAL

= *pusilliformis* MOHRIG & MAMAEV, 1986 [*Sc. atomaria* group] – PAL

*subbuccina* MOHRIG & HÖVEMEYER, 1992 [*Sc. atomaria* group] – PAL

*subcalamophila* MENZEL & MOHRIG, 1991 [*Sc. atomaria* group] – PAL

*subdendrotica* MOHRIG & KAUSCHKE, 2016 [*Sc. atomaria* group] – NEA

*subgeophila* MOHRIG & MAMAEV, 1990 [*Sc. atomaria* group] – PAL

*subgrossa* MOHRIG & KAUSCHKE, 2016 [*Sc. atomaria* group] – NEA

*tenuistylata* VILKAMAA, HIPPA & MOHRIG, 2012 [*Sc. atomaria* group] – AUS

*tricuspidatula* MOHRIG & KAUSCHKE, 2016 [*Sc. atomaria* group] – NEA

*validovenosa* MOHRIG & KAUSCHKE, 2017 [*Sc. atomaria* group] – AUS

*ventrosa* MOHRIG & RÖSCHMANN, 2004 [*Sc. atomaria* group] – NEO

*vicina* VILKAMAA, HIPPA & MOHRIG, 2012 [*Sc. atomaria* group] – AUS

**SG *Xenopygina* FREY, 1948**

*abedabunae* MOHRIG & KAUSCHKE, 2016 [*Sc. paradoxa* group] – NEA

*abiecta* MOHRIG & RÖSCHMANN, 2004 [unplaced] – NEO

*adsilae* MOHRIG & KAUSCHKE, 2016 [*Sc. paradoxa* group] – NEA

*alawae* MOHRIG & KAUSCHKE, 2016 [*Sc. armata* group] – NEA

*ampliocerosa* MOHRIG, 2004 [unplaced] – AUS

*armata* MOHRIG & MAMAEV, 1983 [*Sc. armata* group] – PAL

*awanatae* MOHRIG & KAUSCHKE, 2016 [*Sc. inesae* group] – NEA

*brevicolla* MOHRIG & KAUSCHKE, 2017 [unplaced] – AUS

*camptospina* MOHRIG & MAMAEV, 1990 [unplaced] – PAL

*caribiana* MOHRIG & RÖSCHMANN, 2004 [unplaced] – NEO

*chenoae* MOHRIG & KAUSCHKE, 2016 [*Sc. inesae* group] – NEA

*curvilinea* (LENGERSDORF, 1934) [unplaced] – PAL

= *ventrospina* MOHRIG & MAMAEV, 1983 [unplaced] – PAL

*dentifera* (FREY, 1936) [unplaced] – PAL

= *aculea* MOHRIG, 1985 [unplaced] – PAL

= *siccata* MOHRIG & KAUSCHKE, 1997 [unplaced] – PAL

*destituta* MOHRIG & RÖSCHMANN, 2004 [unplaced] – NEO

*dubiosa* MOHRIG & KAUSCHKE, 2017 [unplaced] – AUS

*exigua* VILKAMAA, HIPPA & MOHRIG, 2012 [unplaced] – AUS

*fera* (MOHRIG & HELLER, 1992) [*Sc. paradoxa* group] – PAL

*fritzi* MOHRIG & MENZEL, 1992 [unplaced] – PAL

*hardyi* MOHRIG, KAUSCHKE & BROADLEY, 2019 [unplaced] – AUS



- inesae* MOHRIG & KAUSCHKE, 2016 [*Sc. inesae* group] – NEA  
*itumae* MOHRIG & KAUSCHKE, 2016 [*Sc. inesae* group] – NEA  
*maroccoensis* MOHRIG & JASCHHOF, 1997 [unplaced] – PAL  
*miakodae* MOHRIG & KAUSCHKE, 2016 [*Sc. inesae* group] – NEA  
*monocerosa* MOHRIG, 2004 [unplaced] – AUS  
*nyxa* MOHRIG & MENZEL, 1992 [*Sc. paradoxa* group] – PAL  
*praealawae* MOHRIG & KAUSCHKE, 2016 [*Sc. armata* group] – NEA  
*praeawanatae* MOHRIG & KAUSCHKE, 2016 [*Sc. inesae* group] – NEA  
*quadrispina* (MOHRIG & KRIVOSHEINA, 1982) [unplaced] – PAL  
*simillima* (TUOMIKOSKI, 1960) [unplaced] – PAL  
    = *pectinata* (MOHRIG & MENZEL, 1990) [unplaced] – PAL  
*steffani* MOHRIG, KAUSCHKE & BROADLEY, 2019 [unplaced] – AUS/NEO  
*subarmata* MOHRIG & MAMAEV, 1983 [unplaced] – PAL  
*subawanatae* MOHRIG & KAUSCHKE, 2016 [*Sc. inesae* group] – NEA  
*subfratercula* MOHRIG & KAUSCHKE, 2016 [*Sc. paradoxa* group] – NEA  
*subitumae* MOHRIG & KAUSCHKE, 2016 [*Sc. inesae* group] – NEA  
*submiakodae* MOHRIG & KAUSCHKE, 2016 [*Sc. inesae* group] – NEA  
*terribilis* MOHRIG & RÖSCHMANN, 2004 [unplaced] – NEO  
*ventrospinula* MOHRIG & MAMAEV, 1983 [*Sc. armata* group] – NEA/PAL  
*weiperti* MENZEL & MOHRIG, 1991 [unplaced] – PAL
- Schwenckfeldina** FREY, 1942  
*archoica* MOHRIG & SOLÓRZANO KRAEMER, 2007 – FOS  
*explicata* MOHRIG & MAMAEV, 1982 – PAL  
*filamentosa* MOHRIG, 2003 – NEO  
*inopinata* MOHRIG, 1999 – AUS  
*pectinea* MENZEL & MOHRIG, 1991 – PAL  
*regia* MOHRIG, 1999 – AUS
- Sciara** MEIGEN, 1803  
*antonovae* MOHRIG & KRIVOSHEINA, 1990 [*S. ruficauda* group] – PAL  
*flavomarginata* MOHRIG & MAMAEV, 1982 [*S. hemerobioides* group] – PAL  
*hebes* (LOEW, 1869) [*S. hemerobioides* group] – NEA/PAL  
    = *marginata* MOHRIG & KRIVOSHEINA, 1983 [*S. hemerobioides* group] – PAL [preocc.; not *S. marginata* SKUSE, 1890 – AUS]  
    = *ulrichi* MENZEL & MOHRIG, 1998 [*S. hemerobioides* group] – PAL [new name for the preoccupied name *S. marginata* MOHRIG & KRIVOSHEINA, 1983]
- melanostyla* MOHRIG & KRIVOSHEINA, 1990 [*S. ruficauda* group] – PAL  
*multispinulosa* MOHRIG & KOZÁNEK, 1992 [*S. humeralis* group] – PAL  
*nepalensis* MOHRIG, 1987 [unplaced] – PAL  
*turgidula* VILKAMAA, HIPPA & MOHRIG, 2015 [unplaced] – AUS  
*tryoni* SKUSE, 1890 [unplaced] – AUS  
    = *insulana* VILKAMAA, HIPPA & MOHRIG, 2015 [unplaced] – AUS
- Scythropochroa** ENDERLEIN, 1911  
*atrachata* MOHRIG, 2004 – AUS  
*atrichoalata* MOHRIG, 2004 – AUS  
*diversispina* MOHRIG, 1999 – PAL  
*micropalpa* MOHRIG, 2004 – AUS/ORI  
*parapectinea* MOHRIG, 2004 – AUS  
*paucitrichata* MOHRIG, 2004 – AUS  
*semitrichata* MOHRIG, 2004 – AUS  
*trichoalata* MOHRIG, 2004 – AUS  
*trichovenosa* MOHRIG, 2004 – AUS
- Stenacanthella** VILKAMAA & MENZEL, 2019  
*lycorielloides* (MOHRIG & KRIVOSHEINA, 1985) [*L. secundaria* group] – PAL  
*polaris* MOHRIG & MAMAEV, 1985 [*L. freyi* group] – PAL  
*secundaria* MOHRIG & MENZEL, 1990 [*L. secundaria* group] – PAL
- Succinosciara** MOHRIG & RÖSCHMANN, 1995 – FOS  
*acuminata* RÖSCHMANN & MOHRIG, 1995 – FOS
- Trichocoelina** VILKAMAA & MENZEL, 2019  
*hiemalis* (MOHRIG & MAMAEV, 1985) – PAL  
*olschwangi* (MOHRIG & MAMAEV, 1983) – PAL  
*subpermutata* (MOHRIG & MAMAEV, 1990) – PAL
- Trichodapus** MOHRIG & MENZEL, 1997  
*conjunctivus* MOHRIG & RÖSCHMANN, 1997 – PAL  
*subvagulus* (MOHRIG & KRIVOSHEINA, 1983) – PAL
- Trichosciara** MOHRIG, 2003  
    [type species: *Lycoria spinimana* LENGERSDORF, 1944]
- Trichosia** WINNERTZ, 1867  
**SG Archaeosciara** MOHRIG & RÖSCHMANN, 1994  
*venohirsuta* RÖSCHMANN & MOHRIG, 1995 – FOS  
**SG Baeosciara** TUOMIKOSKI, 1960  
*sinuata* MENZEL & MOHRIG, 1997 – PAL  
**SG Mouffetina** FREY, 1942  
*expolita* (COQUILLET, 1900) – NEA/PAL  
    = *filispina* MENZEL & MOHRIG, 1997 – PAL  
*gryptostyla* MOHRIG & RÖSCHMANN, 1997 – PAL  
*nova* MOHRIG & RÖSCHMANN, 2005 – FOS  
*silvestris* (MOHRIG & ANTONOVA, 1978) – PAL  
**SG Palaeotrichosia** MOHRIG & RÖSCHMANN, 1994  
*kedingi* RÖSCHMANN & MOHRIG, 1995 – FOS

*resinae* RÖSCHMANN & MOHRIG, 1995 – FOS  
*voelsgeni* RÖSCHMANN & MOHRIG, 1995 – FOS  
**SG *Trichosia* WINNERTZ, 1867 s. str.**  
*confusa* MENZEL & MOHRIG, 1997 – PAL  
*hypertricha* MENZEL & MOHRIG, 1997 – PAL  
*pseudoussurica* MOHRIG & KRIVOSHEINA, 1979 – PAL  
*trichata* MENZEL & MOHRIG, 1997 – PAL  
*ussurica* MOHRIG & ANTONOVA, 1978 – PAL  
**Unplaced in *Trichosia***  
*calcarata* MOHRIG & MAMAEV, 1970 – PAL  
*silvicola* MOHRIG & MAMAEV, 1970 – PAL

***Xylosciara* TUOMIKOSKI, 1957**

**SG *Protoxylosciara* TUOMIKOSKI, 1960**

*longiforceps* (BUKOWSKI & LENGERSDORF, 1936) – PAL  
 = *denudata* (MOHRIG & MENZEL, 1990) – PAL

**SG *Xylosciara* TUOMIKOSKI, 1957 s. str.**

*acanthaformis* MOHRIG & MAMAEV, 1983 [*X. heptacantha* group] – PAL  
*aculeata* MOHRIG & KRIVOSHEINA, 1979 [*X. heptacantha* group] – PAL  
*flavopedalis* MOHRIG & KRIVOSHEINA, 1982 [*X. heptacantha* group] – PAL  
*inornata* MOHRIG & KRIVOSHEINA, 1979 [*X. heptacantha* group] – PAL  
*krivosheinae* MOHRIG & ANTONOVA, 1978 [*X. heptacantha* group] – PAL  
*miraculosa* (MOHRIG & ANTONOVA, 1978) [*X. lignicola* group] – PAL  
*pulcherrima* MOHRIG & MAMAEV, 1979 [*X. heptacantha* group] – PAL  
*subbetulae* MOHRIG & KRIVOSHEINA, 1982 [*X. heptacantha* group] – PAL  
*xanthogaster* MOHRIG & KRIVOSHEINA, 1979 [*X. heptacantha* group] – PAL

***Zygoneura* MEIGEN, 1830**

**SG *Allozygoneura* MENZEL & MOHRIG, 1998**

[type species: *Zygoneura calthae* TUOMIKOSKI, 1960]

**SG *Pharetratula* MAMAEV, 1968**

*subdivergens* (MOHRIG & MAMAEV, 1990) – PAL

Acknowledgements

We want to thank Dr MATHIAS JASCHHOF (Station Linné, Färjestaden, Sweden) for his helpful comments regarding the Cecidomyiidae, Dr habil. ELLEN KAUSCHKE (Institut für Allgemeine und Spezielle Zoologie, Justus-Liebig-Universität, Gießen) for the provided photographs (Figs 1–6, 8, 11) and for her willing help in completing WERNER MOHRIG's publication list, and to ARNE KÖHLER (Senckenberg Deutsches Entomologisches Institut, Müncheberg, Germany) for the preparation of the diagram (Fig. 12). We are also indebted to ANDREW LISTON (Senckenberg Deutsches Entomologisches Institut, Müncheberg, Germany) for checking and correcting the English.

References

- GAGNÉ, R. J. & JASCHHOF, M. 2014: A Catalog of the Cecidomyiidae (Diptera) of the World. 3rd edition, digital version 2, [http://www.ars.usda.gov/SP2UserFiles/Place/80420580/Gagne\\_2014\\_World\\_Cecidomyiidae\\_Catalog\\_3rd\\_Edition.pdf](http://www.ars.usda.gov/SP2UserFiles/Place/80420580/Gagne_2014_World_Cecidomyiidae_Catalog_3rd_Edition.pdf). U. S. Department of Agriculture (USDA), Washington, D. C., 493 pp. [accessed on 19 September 2019].
- BUCHON, N.; BRODERICK N. A. & LEMAITRE, B. 2013: Gut homeostasis in a microbial world: insights from *Drosophila melanogaster*. – *Nature Reviews Microbiology* **11**: 615–626.
- DILLON, R. J. & DILLON, V. M. 2004: The gut bacteria of insects: nonpathogenic interactions. – *Annual Review of Entomology* **49** (1): 71–92.
- EUE, I.; KAUSCHKE, E.; MOHRIG, W. & COOPER, E. L. 1998: Isolation and characterization of earthworm hemolysins and agglutinins. – *Developmental and Comparative Immunology* **22** (1): 13–25.
- HANSCHKE, M.; MOHRIG, W. & MESSNER, B. 1969: Lysozym bei Nematoden. – *Biologische Rundschau* **7** (1): 32–34.
- HIPPA, H.; VILKAMAA, P. & HELLER, K. 2010: Review of the Holarctic *Corynoptera* WINNERTZ, 1867, s. str. (Diptera, Sciaridae). – *Zootaxa* **2695**: 1–197.
- JASCHHOF, M. 1997: Revision der „Lestremiinae“ (Insecta, Diptera, Cecidomyiidae) der Holarktis. – Inauguraldissertation, Mathematisch-Naturwissenschaftliche Fakultät der Ernst-Moritz-Arndt-Universität Greifswald, Greifswald, 474 pp. + 119 plates [unpublished; printed version without nomenclatural relevance].
- JASCHHOF, M. 1998: Revision der „Lestremiinae“ (Diptera, Cecidomyiidae) der Holarktis. – *Studia dipterologica Supplement* **4**, Ampyx-Verlag, Halle (Saale), 552 pp.
- KAUSCHKE, E. & MOHRIG, W. 1987: The occurrence of bacterioagglutinating, hemagglutinating and hemolytic compounds in the coelomic fluid of different species of European earthworms (Annelida, Lumbricidae). – *Zoologische Jahrbücher, Abteilung für allgemeine Zoologie und Physiologie der Tiere* **91**: 467–477.
- KAUSCHKE, E. & MOHRIG, W. 2003: Does functional similarity of certain innate immune mechanisms of invertebrates and vertebrates point to their phylogenetic relation? – Pp. 133–138. – In: LEGAKIS, A.; SFENTHOURAKIS, S.; POLYMERI, R. & THESSALOU-LEGAKI, M. (eds): The new panorama of animal evolution. Proceedings of the XVIII International Congress of Zoology, Athens, Greece, September, 2000. Pensoft Publishers, Sofia, 724 pp.
- KAUSCHKE, E.; MOHRIG, W. & COOPER, E. L. 2007: Coelomic fluid proteins as basic components of innate immunity in earthworms. – *European Journal of Soil Biology* **43** (1): 110–115.

- KRAMÁŘ, J. 1958: Komáři bodaví - Culicinae (Řád: Dvoukřídli - Diptera). – Fauna ČSR, svazek 13. Nakladatelství Československé akademie věd, Praha [Prague], 286 pp. [in Czech].
- LEIPE, S.; MOHRIG, W. & MEISEL, P. 1983: Bilirubin-induced cytomorphological changes in guinea pig leucocytes. – *Biomedica biochimica acta* **42** (5): 503–510.
- MALKE, H. 1964: Wirkung von Lysozym auf die Symbionten der Blattiden. – *Zeitschrift für Allgemeine Mikrobiologie* **4** (1): 88–91.
- MARTINI, E. 1929–1931: 11. u. 12. Culicidae (11. Dixidae – 12. Culicidae.). – Pp. 1–398 + 1 plate. – In: LINDNER, E. (1929–1983) (ed.): Die Fliegen der paläarktischen Region, **3** (1). E. Schweizerbart'sche Verlagsbuchhandlung, Stuttgart, 947 pp. + 31 supplement pp. + 126 plates.
- MENZEL, F. 1998: Prof. Dr. sc. nat. Werner MOHRIG - 60 Jahre. – *Entomologische Nachrichten und Berichte* **42** (1–2): 107–112.
- MENZEL, F. 1999: Revision der paläarktischen Trauermücken (Diptera, Sciaridae) unter besonderer Berücksichtigung der deutschen Fauna. – Dissertation, Fachbereich Umweltwissenschaften der Universität Lüneburg, Institut für Ökologie und Umweltchemie, Lüneburg, 720 pp. + CD-ROM [printed version and CD-ROM without nomenclatural relevance].
- MENZEL, F. 2000: Die Trauermücken-Fauna der Bundesrepublik Deutschland (Diptera: Sciaridae). – *Beiträge zur Entomologie* **50** (2): 317–355.
- MENZEL, F. (in prep.): Die Trauermücken (Diptera: Sciaridae) der Erde - The Black Fungus Gnats (Diptera: Sciaridae) of the World. – Catalogue, version of 1 December 2019, 647 pp. [unpublished].
- MENZEL, F. & HENNICKE, F. 1998: Prof. Dr. sc. nat. WERNER MOHRIG - 60 Jahre jung (mit einigen bemerkenswerten Episoden aus seinem bisherigen Leben). – *Studia dipterologica* **4** (2) 1997: 507–517.
- MENZEL, F. & MOHRIG, W. 2000: Revision der paläarktischen Trauermücken (Diptera: Sciaridae). – *Studia dipterologica Supplement* **6** (1999). Ampyx-Verlag, Halle (Saale), 761 pp.
- MESSNER, B. 1966: Das Lysozymvorkommen in Beziehung zur unspezifischen Immunität der Insekten. – Pp. 511–521. – In: HERRE, W. [Deutsche Zoologische Gesellschaft] (ed.): Verhandlungen der Deutschen Zoologischen Gesellschaft vom 7. bis 13. Juni 1965 in Jena. – *Zoologischer Anzeiger*, 29. Supplementband. Akademische Verlagsgesellschaft Geest & Portig K.-G., Leipzig, ix + 575 pp.
- MESSNER, B. & MOHRIG, W. 1968: Neue Aspekte in der Anwendung von chemischen und mikrobiologischen Bekämpfungsmitteln unter Berücksichtigung der Immunitätsprinzipien bei Insekten. II. Die praktische Bedeutung von Immunitätsmechanismen in der integrierten Schädlingsbekämpfung. – *Abhandlungen und Berichte des Naturkundemuseums Görlitz* **44** (2): 241–246.
- MESSNER, B. & MOHRIG, W. 1969: Zum Lysozymvorkommen bei Muscheln (*Anodonta anatina* L.). – *Zoologische Jahrbücher, Abteilung für allgemeine Zoologie und Physiologie der Tiere* **74**: 427–435.
- MESSNER, B. & MOHRIG, W. 1970a: Zur Immunität der wirbellosen Tiere (Überblick, Probleme und Ausblicke). – *Biologische Rundschau* **8** (3): 158–169.
- MESSNER, B. & MOHRIG, W. 1970b: Zum gemeinsamen Vorkommen von Hämagglutininen und Lysozym bei Pflanzen und Tieren. *Acta biologica et medica Germanica* **25**: 891–903.
- MIHÁLYI, F. & SZTANKAYNÉ-GULYÁS, M. 1963: Magyarország csípő szúnyogjai. Leírásuk, életmódjuk és az ellenük való védekezés. – Akadémiai Kiadó, Budapest, 229 pp. [in Hungarian].
- MOHRIG, W. 1969: Die Culiciden Deutschlands. Untersuchungen zur Taxonomie, Biologie und Ökologie der einheimischen Stechmücken. – *Parasitologische Schriftenreihe* **18**. Gustav Fischer Verlag, Jena, 260 pp.
- MOHRIG, W.; HELLER, K.; HIPPA, H.; VILKAMAA, P. & MENZEL, F. 2013: Revision of Black Fungus Gnats (Diptera: Sciaridae) of North America. – *Studia dipterologica* **19** (1–2) (2012): 141–286.
- MOHRIG, W.; KAUSCHKE, E. & HELLER, K. 2017: *Austrosciara* SCHMITZ & MJÖBERG, 1924, a senior synonym of *Ctenosciara* TUOMIKOSKI, 1960 (Diptera: Sciaridae) and the description of a new brachypterous species in the genus. – *Zootaxa* **4344** (2): 357–366.
- MOHRIG, W. & MESSNER, B. 1967a: Lysozym im humoralen Abwehrmechanismus spezifisch und unspezifisch immunisierter Insektenlarven. – *Biologische Rundschau* **5** (4): 181–183.
- MOHRIG, W. & MESSNER, B. 1967b: Antibakterielles Abwehrsystem im Darmtrakt von Insekten. – *Biologische Rundschau* **6** (3): 136–138.
- MOHRIG, W. & MESSNER, B. 1968a: Immunreaktionen bei Insekten. I. Lysozym als grundlegender antibakterieller Faktor im humoralen Abwehrmechanismus der Insekten. – *Biologisches Zentralblatt* **87** (4): 439–470.
- MOHRIG, W. & MESSNER, B. 1968b: Immunreaktionen bei Insekten. II. Lysozym als antibakterielles Agens im Darmtrakt von Insekten. – *Biologisches Zentralblatt* **67** (6): 705–718.
- MOHRIG, W. & MESSNER, B. 1968c: Neue Aspekte in der Anwendung von chemischen und mikrobiologischen Bekämpfungsmitteln unter Berücksichtigung der Immunprinzipien bei Insekten. I. Humorale Immunitätsfaktoren bei Insekten und ihre stoffliche Grundlage. – *Abhandlungen und Berichte des Naturkundemuseums Görlitz* **44** (2): 235–239.
- MOHRIG, W. & RÖSCHMANN, F. 1994: Revision der Trauermücken-Typen von LOEW und MEUNIER aus dem Baltischen Bernstein (Diptera, Sciaridae). – *Deutsche Entomologische Zeitschrift (Neue Folge)* **41** (1): 79–136.



- MOHRIG, W. & SCHITTEK, D. 1979: Phagocytosis-stimulating mediators in insects. – *Acta biologica et medica Germanica* **38**: 953–958.
- MOHRIG, W.; STORZ, R. & MESSNER, B. 1970: Immunreaktionen bei Insekten. III. Haemozytenreaktionen und Lysozymverhalten bei *Galleria mellonella* L. – *Biologisches Zentralblatt* **89** (5): 611–639.
- MOHRIG, W.; KAUSCHKE, E. & EHLERS, M. 1984: Rosette formation of the coelomocytes of the earthworm *Lumbricus terrestris* L. with sheep erythrocytes. – *Developmental and Comparative Immunology* **8** (2): 471–476.
- MOHRIG, W.; SCHITTEK, D. & EHLERS, D. 1986: Mediators in insect immunity. – Pp. 431–447. – In: GUPTA, A. P. (ed.): *Hemocytic and humoral immunity in arthropods*. John Wiley & Sons, New York, xii + 535 pp.
- NATVIG, L. R. 1948: Contributions to the knowledge of the Danish and Fennoscandian mosquitoes. Culicini. – *Norsk entomologisk Tidsskrift, Supplement* **1**. A. W. Brøgger's Boktrykkeri A/S, Oslo, xxiii + 567 pp., 12 plates and 1 map.
- PEUS, F. 1933: Zur Kenntnis der *Aedes*-Arten des deutschen Faunengebietes. (Dipt., Culicid.). Die Weibchen der *Aedes communis*-Gruppe. – *Konowia* **12** (1–2): 145–159, 1 plate.
- RÖSCHMANN, F. 1994: Die Sciariden des Baltischen und des Sächsischen Bernsteins (Insecta, Diptera, Sciaridae). – Dissertation, Mathematisch-Naturwissenschaftliche Fakultät der Ernst-Moritz-Arndt-Universität Greifswald, Greifswald, 183 pp. [unpublished; printed version without nomenclatural relevance].
- RÖSCHMANN, F. 1997: Ökofaunistischer Vergleich von Nematoceren-Faunen (Insecta; Diptera: Sciaridae und Ceratopogonidae) des Baltischen und Sächsischen Bernsteins (Tertiär, Oligozän-Miozän). – *Paläontologische Zeitschrift* **71** (1–2): 79–87.
- RÖSCHMANN, F. & MOHRIG, W. 1994: Checklist of fossil sciarids from Baltic amber (Diptera, Sciaridae). – *Studia dipterologica* **1** (1): 126–138.
- RÖSCHMANN, F. & MOHRIG, W. 1995: Die Trauermücken des Sächsischen Bernsteins aus dem Untermiozän von Bitterfeld / Deutschland. (Diptera, Sciaridae). – *Deutsche Entomologische Zeitschrift (Neue Folge)* **42** (1): 17–54.
- SALZET, M.; TASIEMSKI, A. & COOPER, E. L. 2006: Innate immunity in lophotrochozoans: the annelids. – *Current Pharmaceutical Design* **12** (24): 3043–3050.
- SHIN, S.; JUNG, S.; MENZEL, F.; HELLER, K.; LEE, H. & LEE, S. 2013: Molecular phylogeny of black fungus gnats (Diptera: Sciaroidea: Sciaridae) and the evolution of larval habitats. – *Molecular Phylogenetics and Evolution* **66** (3): 833–846 + 13 pp. Appendix [unpaginated].
- VILKAMAA, P.; HIPPA, H. & KOMAROVA, L. A. 2004: The genus *Dichopygina* gen. n. (Diptera: Sciaridae). – *Insect Systematics and Evolution* **35** (1): 107–120.
- VILKAMAA, P. & MENZEL, F. 2019: Re-classification of *Lycoriella* FREY sensu lato (Diptera, Sciaridae), with description of *Trichocoelina* gen. n. and twenty new species. – *Zootaxa* **4665** (1): 1–67.